



TO: All 2026 Graduates  
FROM: Commencement Planning Committee  
DATE: April 22, 2026  
SUBJ: Ceremony Information

**Congratulations on your graduation from Laramie County Community College! Below are some frequently asked questions. This information will help to prepare you for your big day!**

**Will there will be a rehearsal for the ceremony?**

No, we will not have a rehearsal; please read this document thoroughly and it should provide you with the information you need to be prepared for your big day!

**When and where is the ceremony?**

The commencement ceremonies are on Saturday, May 16 in the Blue Federal Credit Union Recreation and Athletics Complex (RAC) on the Cheyenne LCCC Campus (1400 E. College Dr. Cheyenne, WY 82007) at the following times:

**8:30 a.m.: School of Health Sciences & Wellness**

**11 a.m.: School of Arts & Sciences**

**1:30 p.m.: School of Business, Agriculture & Technical Studies**

**Tickets**

Tickets are not required for entry to the Blue FCU RAC. Please bring your family and friends!

**Are there places on campus where we can take pictures?**

YES! We encourage graduates and their families to explore the campus and take pictures. The LCCC Bookstore and Talon's Table will be open all day. After pictures, consider having brunch or dinner at Talon's Table to celebrate and check out the LCCC Bookstore for alumni memorabilia.

**What if I have family who cannot attend?**

The ceremony will be live-streamed at [lccc.wy.edu/grad](http://lccc.wy.edu/grad) for guests who cannot attend in-person.

**Where should we park?**

Parking is free at LCCC and we anticipate there should be plenty of parking for you and your guests in lots A and B. See the [campus map](#) for more details.

**When should I arrive?**

Graduates should arrive no later than 45 minutes prior to your ceremony and proceed to the Auxiliary Gym in the Blue FCU RAC (RAC 131) to check in. LCCC staff will be there to guide you and answer questions.

**When should my guests arrive?**

The doors to the Competition Gym in the Blue FCU RAC will open approximately 45 minutes before the ceremony begins.

**Will there be a place I can store personal belongings?**

No, there will not be anywhere to store items and you will not be able to return to the Auxiliary Gym after the ceremony. Please do NOT bring personal items such as purses, hangers, coats, etc. Please leave all personal items with family or in your car.

**How long is the graduation ceremony?**

Each ceremony will last about an hour.

**What happens during the ceremony?**

The following diagrams show the student processional and recessional. Students and guests will be welcomed by Dr. Schaffer, and there will be brief remarks from a student speaker at each ceremony. When your name is read, you will walk across the stage and receive your diploma cover from the President. You will shake hands for your formal photo and then you will return to your seat.

**What about photographs during the ceremony?**

Flash photography is permissible from individual seats throughout the gym. To ensure safety for all graduates, please inform your guests that they are not permitted to approach the stage in the aisle for close up photographs. Graduates, when you arrive to check in for the ceremony, you will provide your information to the photographers, The Grad Team, for official ceremony photos. You will receive information about ordering official photos for purchase within a few weeks after the ceremony.

**I am graduating with honors. When do I get my honor cord?**

Honor cords will be distributed when you check in for the ceremony. Veteran's cords will also be distributed when you check in for the ceremony, upon request. Honor cords are distributed for students who are graduating with High Distinction (cumulative GPA of 3.75 or higher) or Distinction (cumulative GPA of 3.5-3.74).

**What do I do with my graduation regalia?**

You must have proper regalia to participate in the commencement ceremony. If you are receiving a Bachelor's of Applied Science, you will have black regalia. All other credentials will wear royal blue regalia. Your gown will look better if you touch it up with a warm iron on the lowest setting. Tassels should be worn on the right side. There will be a ceremonial moving of the tassel once all graduates receive their diploma cover. You may keep your cap, gown, tassel, and honor cord (if applicable).

**When will I receive my diploma?**

Diplomas are mailed to the address you indicated on your application for graduation approximately six weeks after the end of the semester. If you are unsure of the address you indicated, contact the Student Hub to verify.

**Where do I check for updated information?**

For the most current and up-to-date information please continue to visit LCCC's Commencement website at <https://lccc.wy.edu/services/records/commencement/>.



## 2026 LCCC COMMENCEMENT CEREMONY

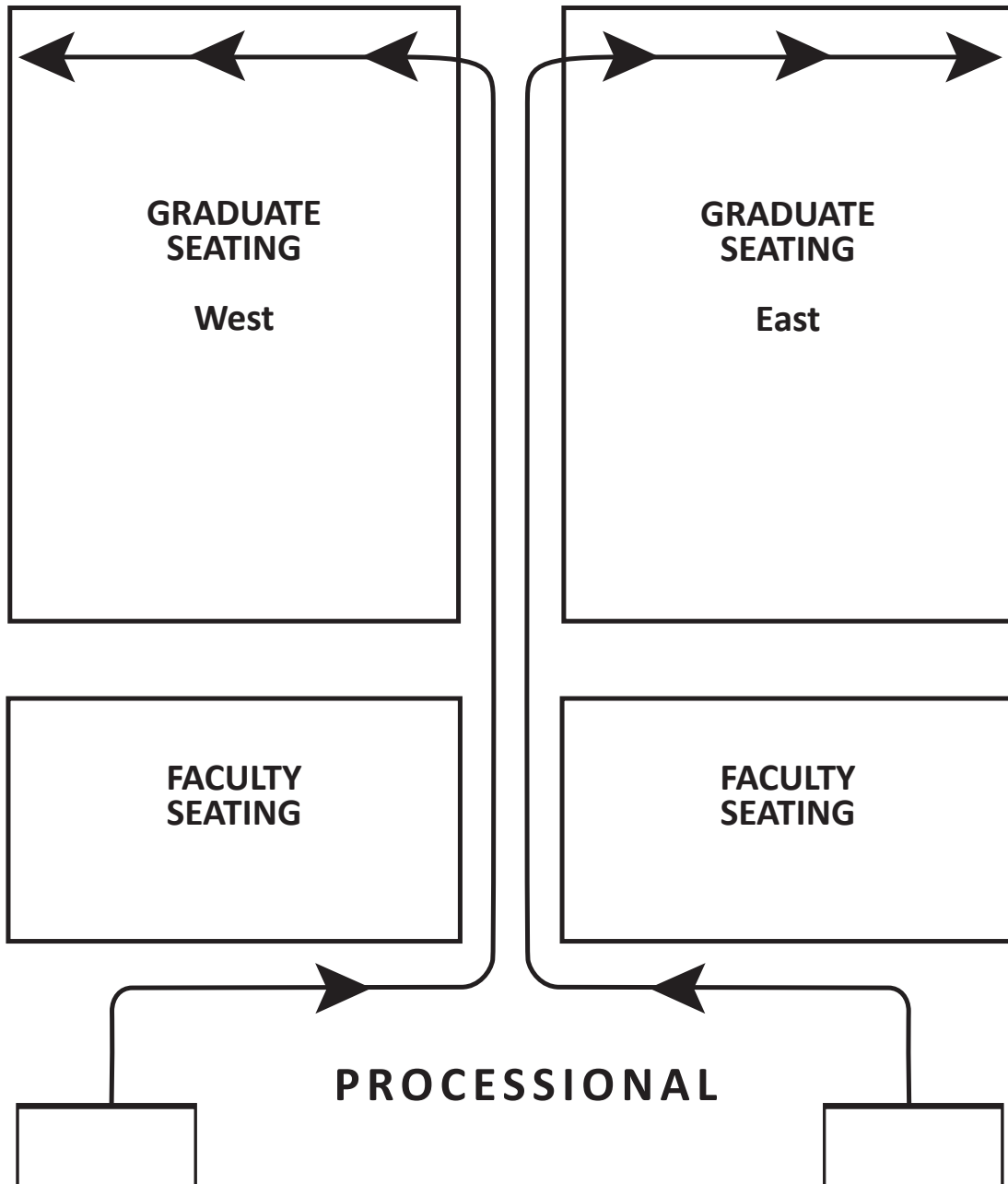
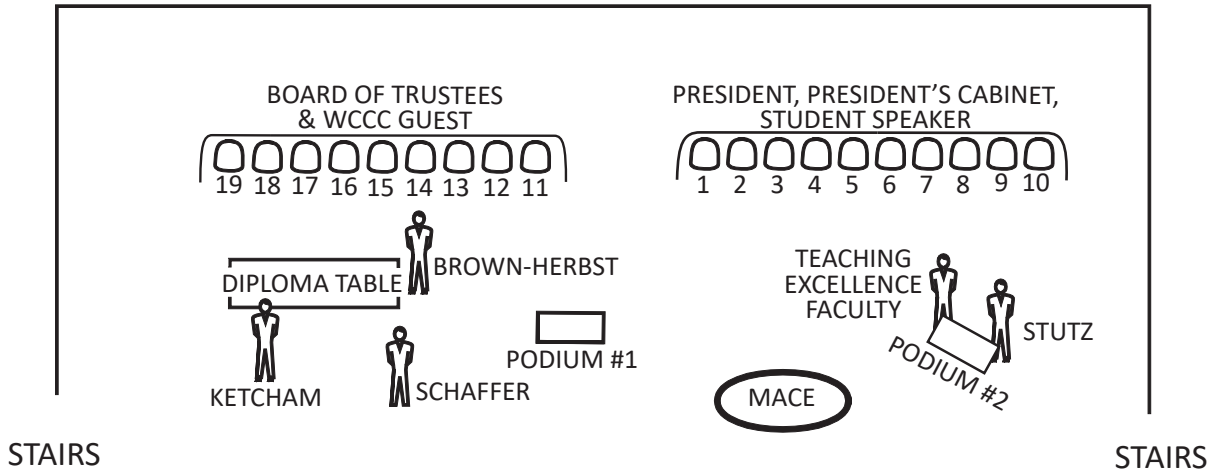
### Order of Events

1. Graduates meet in the Auxiliary Gym in the Blue FCU RAC on the LCCC Cheyenne Campus no later than 45 minutes before your ceremony begins on Saturday, May 16, 2026.
2. Several LCCC employees will assist you with lining up for the processional. You will be given a 3 X 5 card with your name on it. **HOLD ONTO THE CARD.** You will need this when you walk across the stage.
3. You will be led into to the Competition Gym in the Blue FCU RAC in a formal processional as a group.
  - A marshal will direct you to the correct seat (see attached diagram).
  - After you have arrived at your seat, remain standing for the moment of silence and National Anthem.
  - You will then be seated.
4. Presentation of Certificates and Degrees
  - a. The graduates on the east side of the gym will walk across the stage and receive their diploma covers first. The graduates on the west side of the gym will follow.
  - b. You will approach the stage by rows and be called individually by name. Attendants will assist you up the stairs if needed.
  - c. When it is your turn, walk up to the first podium and give your name card to the person who will announce your name. (You may whisper your name if you have concerns about the correct pronunciation).
  - d. When your name is announced (**YOUR MOMENT IN THE SPOT LIGHT!**), walk gracefully across the stage, take your diploma cover\* from the President, and shake hands with him. Pause momentarily and smile for the photographer!
  - e. **Leave the stage and watch for the marshal to assist you back to your seat.**

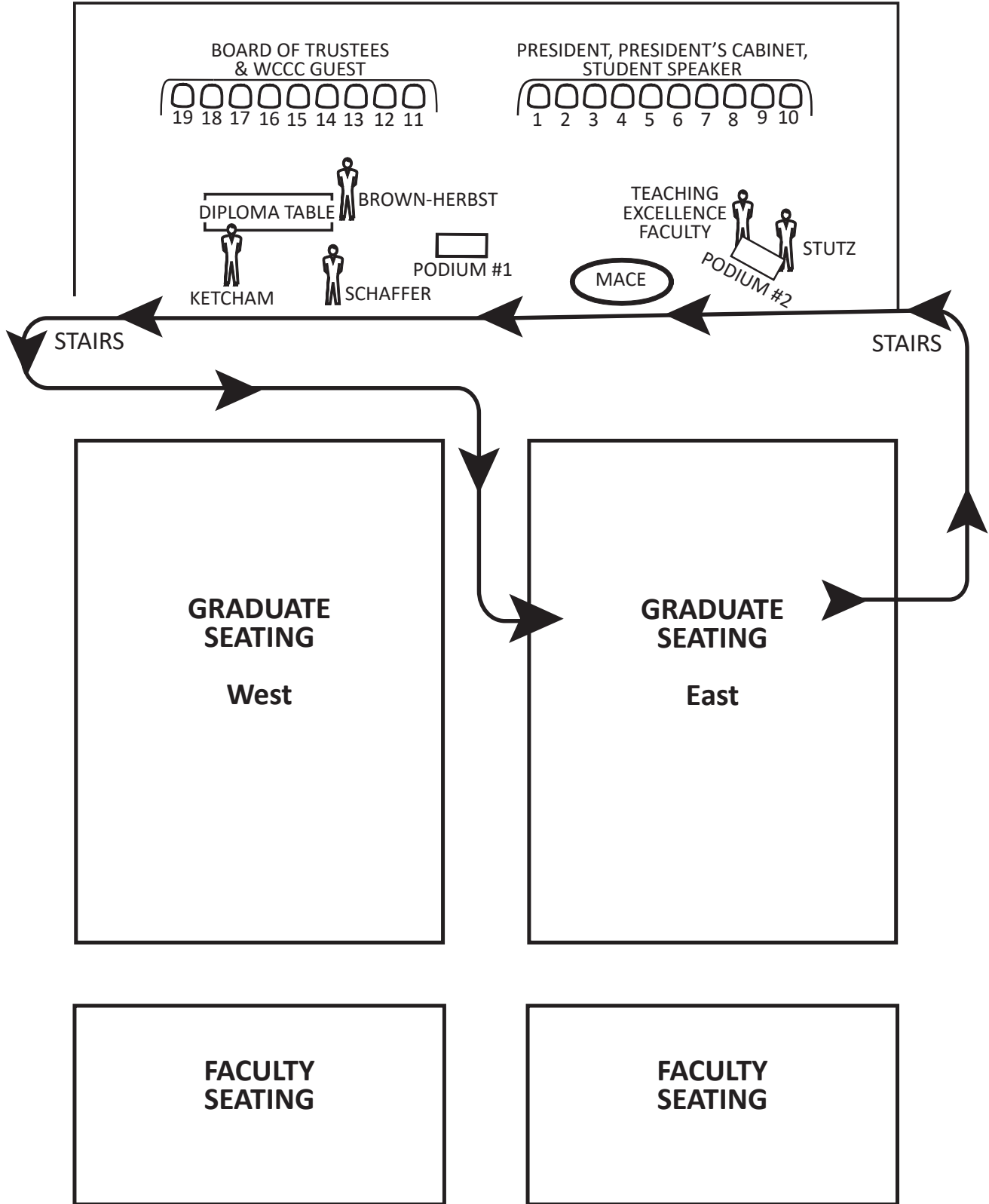
**\*Your diploma cover will be empty. The actual diploma or certificate will be mailed to you by the Office of the Registrar at the end of June.**
5. Formal stage party recessional.  
Graduates will follow the stage party in the formal recessional. Please greet your family and friends outside the building.

**CONGRATULATIONS! WE ARE PROUD OF YOUR ACCOMPLISHMENTS  
AT LARAMIE COUNTY COMMUNITY COLLEGE.**

# PROCESSIONAL



# DIPLOMA



# RECESSIONAL

