

LARAMIE COUNTY COMMUNITY COLLEGE



LARAMIE COUNTY
COMMUNITY COLLEGE

Cheyenne | Laramie | Online

ANNUAL REPORT 2016



Dear Friends,


Public, higher education exists today because of the fundamental belief in opportunity: the opportunity for everyone in our communities, states, and nation to achieve a better life and be enriched through education.

Higher Ed has entered a new era of accountability. Elected officials, national and community leaders, policy makers and governing boards, parents, and students have demanded a focus on outcomes – objective measures of institutional productivity and student achievement. In other words, a return on their investment.

At Laramie County Community College, we embrace the notion of accountability and take a proactive approach in sharing exactly how well that investment is paying off. This also is our chance to distill the complexities and nuances of higher education in a manner that can be easily understood. It is my hope that this annual report illustrates what a worthwhile investment this institution and our students are.

Our campus is filled with real-life examples of students who have achieved their educational goals as a result of our focus on outcomes. Those stories serve as our motivation to ensure that the work we do has an impact in transforming lives through the power of inspired learning.

Warm regards



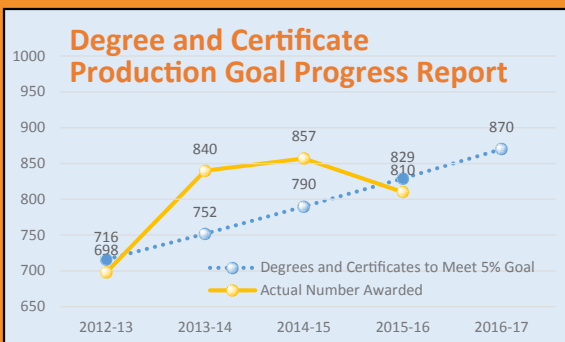
Dr. Joe Schaffer
President

GOAL 1: **Completion Agenda for the 21st Century**

To increase the number of students earning high-value credentials by reinventing the College's programs and services to be designed for 21st century learners and aligned to drive the economic and social futures of Southeastern Wyoming.

In recent years, LCCC has had two record-setting graduating classes and has increased the number of degrees and certificates awarded to students by more than 19 percent.

The new holistic advising model is in place; COLS 1000 Student Success Course is required for every student; Comprehensive and mandatory new student orientation is in place; and curriculum has been overhauled including redesigned developmental math and English.



73% COMPLETE

GOAL 2: **Connections that Improve Student Transitions**

To strengthen relationships and connections with key community partners, such as K-12, UW, other four-year institutions, and business and industry to improve student transitions between educational entities and into the workforce.

LCCC launched a shared agenda with Laramie County School District #1 to provide more opportunities for early college (dual and concurrent enrollment) that help students progress toward a credential, to create curriculum alignment groups of K-12 teachers and LCCC faculty, and to find ways to help at-risk students go to college through data sharing and continuous support services. LCCC also was the first to articulate a general education core with UW's University Studies Program.

55% COMPLETE

Strategic Plan PROGRESS REPORT

In 2013, a diverse group of individuals, committed to the success of its students and its community, embarked upon a comprehensive strategic planning process. The LCCC Board of Trustees adopted the LCCC 2013-2020 Strategic Plan on September 18, 2013, and charged the College with its immediate implementation.

Now, more than three years from the launch of the strategic plan, we are pleased to announce that LCCC has accomplished much in just a few short years.

GOAL 3: **An Organizational Culture to Thrive in the Future**

To build the organizational capacity to thrive in the future by focusing on establishing a climate of trust, an effective, efficient and entrepreneurial workforce, and a culture of continuous improvement.

The College recognizes that our ability to provide exceptional educational opportunities and service to our students and the community hinges on how well the internal aspects of LCCC operate. This year, the College launched a comprehensive compensation and classification study; initiated a process for reviewing our non-academic programs and services, and created a framework to help them continuously improve.

73% COMPLETE

GOAL 4: **A Physically Transformed College**

To transform the College's physical environment into a vibrant and appealing place conducive to the engagement of students and community through campus renovations, additional facilities, and beautiful grounds.

Capital investment leads to an engaging educational environment with a profound economic impact on the community. Last year LCCC spent more than \$31 million on capital construction improvements leading to numerous jobs and revenue circulating throughout the community.

- Pathfinder Building = \$15.7 million (total cost = \$30 million)
- Flex Tech Building = \$13.4 million (total cost = \$14 million)

Last year two impressive educational facilities began to emerge on the Cheyenne campus. In addition, the College implemented a comprehensive campus wayfinding project that is slated to be completed this fall.



The new Flex Tech Building opened in August 2016. The 46,000-square-foot building houses Diesel Technology, Engineering Technology, expansion of Welding Fabrication, Construction Management, and Process Technology.

Performance Report

LCCC is committed to continuous improvement and the evaluation of institutional performance. This commitment is reflected through an assortment of activities and processes emanating from the College's mission, vision, and strategic plan.

As LCCC strives to be performance-based in the allocation of human and fiscal resources, the College has established a set of measures to guide its processes and serve as starting points for conversations. These measures – grouped into nine Key Performance Indicator – support everyday operations and assist LCCC as it seeks continuous improvement in fulfilling its mission.

KEY PERFORMANCE INDICATORS

Effectiveness Indicators

Student Participation & Achievement

Academic Preparation

Transfer Preparation

Workforce Development

Community Development

Efficiency Indicators

Instructional Productivity

Fiscal Stewardship

College Affordability

Campus Climate



Student Participation and Achievement

At LCCC, we follow our students throughout their education process including enrollment, market penetration, student retention, course success rates, and graduation.

19% Increase
Degrees/Certificates Awarded Since 2013

Although enrollments have been declining, the rate at which our students succeed – in their individual classes and in graduation – are increasing. The College continues to celebrate this success while focusing on new student recruitment.

FY16 STUDENT ENROLLMENT

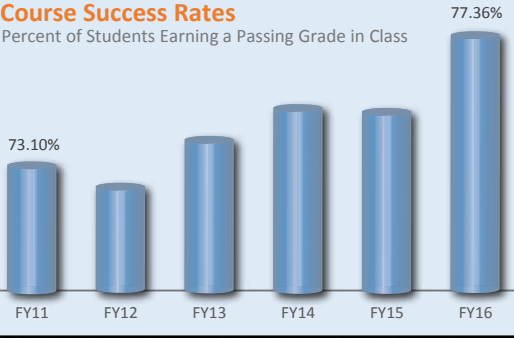
Credit 6,462

Non-Credit 7,822

Academic Preparation

LCCC plays a critical role in preparing individuals for success in college coursework through developmental and adult basic education.

Last year the success rates for our students in developmental math and writing coursework increased significantly, resulting in **A** grades for the College on both of these measures.



Transfer Preparation

The faculty and staff at LCCC guide students in completing programs that allow them to successfully transfer to a four-year college or university in pursuit of a bachelor's degree.

Workforce Development

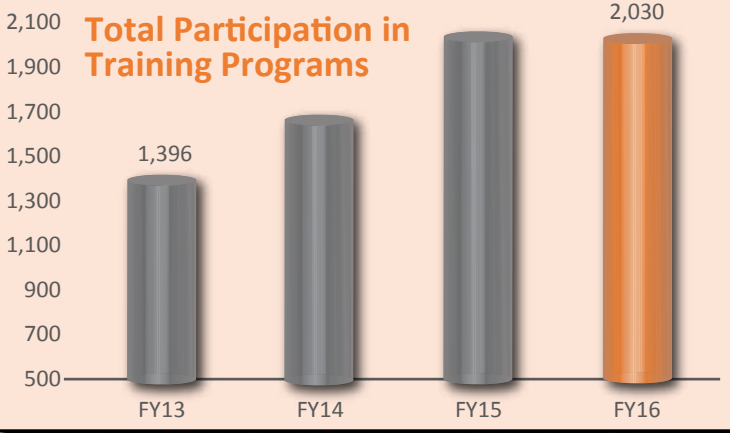
Building a community's workforce is one of the most important elements of a community college's mission. LCCC takes pride in how much it has accomplished in this area over the past decade, let alone over the past year.

For example, the number of degrees and credentials awarded per 100 full-time equivalent students, has increased 100 percent since 2013. This translates into more students who are achieving proficiency in skills that apply directly to the jobs here in southeastern Wyoming.



Community Development

As the community's college, we support social and economic development through outreach, lifelong learning, business training, and active partnerships. Nearly one out of every five individuals who engage with LCCC do so through non-credit professional and continuing education or training.



Helping Wyoming Businesses and Organizations

LCCC provides customized training programs to businesses and organizations in our service area and across Wyoming. Last year alone, the College offered 213 customized trainings to 165 businesses and organization. More than 2,000 participants were trained as a result of these offerings.

Summer Youth Programming

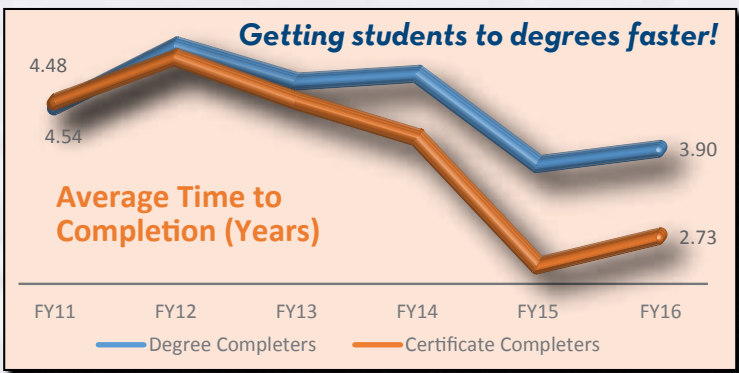
Each summer, LCCC offers learning opportunities for the youth of our communities. The Summer Educational Experience for Kids (SEEK), has enrolled more than 1,000 students over the past year. Combined with summer camp offerings in areas such as athletics, culinary and art, LCCC engages numerous youths of all ages.



67 percent of all students who participate in LCCC's summer youth programming eventually come to LCCC as college students.

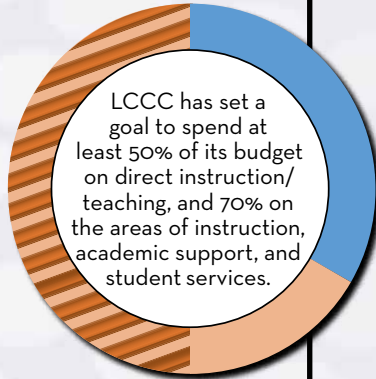
Instructional Productivity

It is imperative that LCCC not only examine its inputs and outputs, but also how efficiently it facilitates the processes in between. Naturally, the most critical work we do is in the classroom with our students. Thus we monitor and evaluate the time it takes students to complete their programs, the number of credits they earn along that path, and other key elements such as faculty-to-student ratios.



Fiscal Stewardship

LCCC has the trust of the state, our local community, and our students who invest resources into the College's operations. That's why it is important for LCCC to leverage those resources to their fullest extent and ensure we are being good stewards of our stakeholders' investments. The College monitors how much of our budget is invested in the areas that impact students the most.



College Affordability

A hallmark of the community college is a commitment to access. This simply cannot be achieved if the open door costs too much to pass through. Therefore LCCC monitors and focuses efforts toward keeping the cost of an education accessible and affordable.

Wyoming does an impressive job of providing merit-based aid for traditional-aged students through the Hathaway program. However, at times this does not cover the full expense of college, and many of the students LCCC serves are non-traditional. That is where the LCCC Foundation and private scholarships help. Last year, more than seven percent of our student body received some type of privately funded financial assistance. This is up significantly since FY11.

Total Scholarships Awarded

Last year, LCCC awarded more than **\$1.6 million** in institutional scholarships and grants to students. In addition, **\$656,000** in scholarships provided by the LCCC Foundation helped students pay for their education at the College. In all, LCCC provided nearly **\$2.25 million** in scholarship and grant aid to students.

Campus Climate

Any good organization recognizes that the environment it provides for its employees and primary stakeholders is critical to ensuring a positive and productive experience. Higher education is no different, and perhaps because of the people-centeredness of our work, it is even more important to offer a positive campus climate.

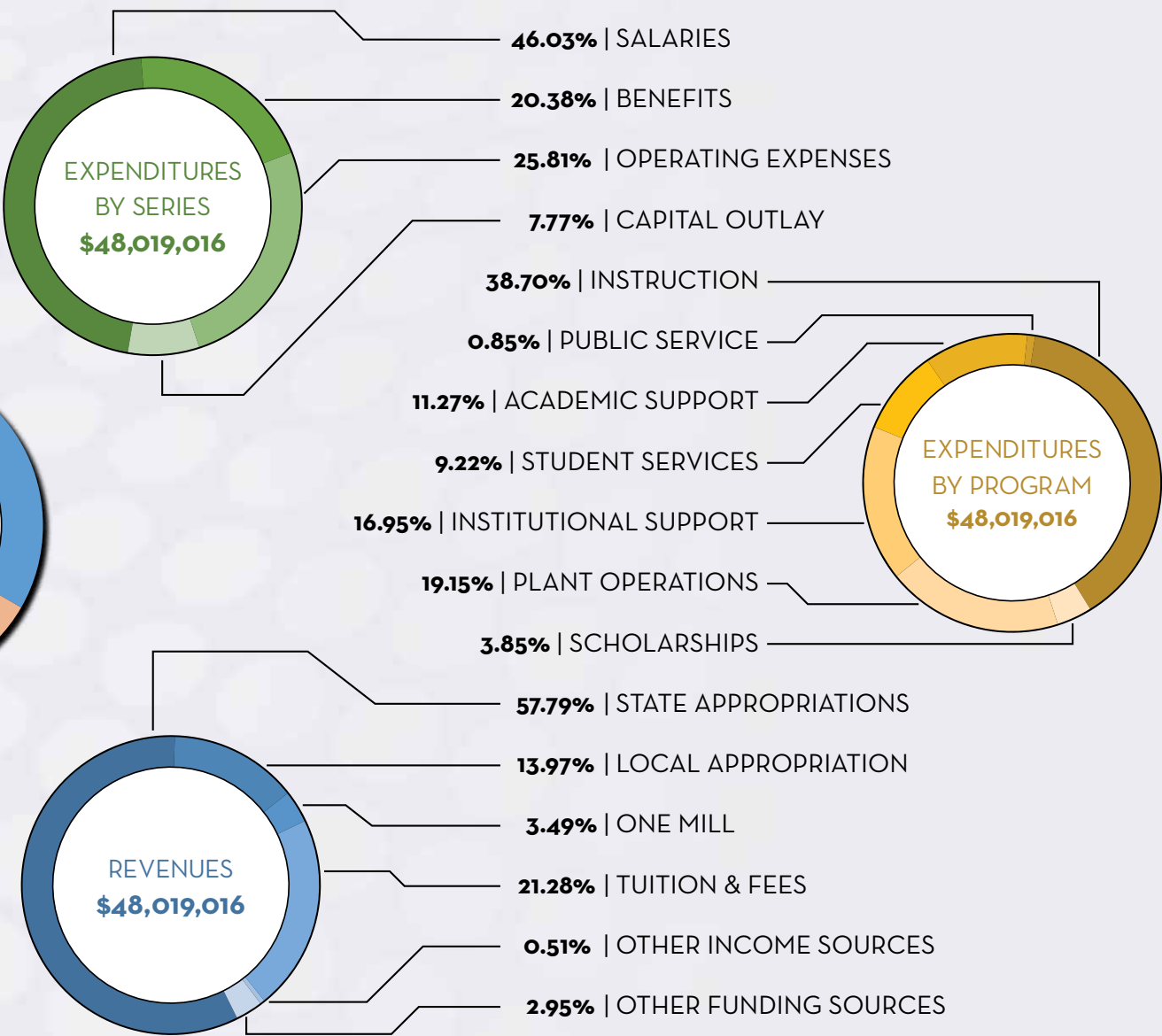
Conclusion

For the second year in a row, LCCC has posted a **B** grade on the assessment of our measures of effectiveness and efficiency. This is an improvement from three and four years ago, and represents a solid organization that is focused on and producing the right outcomes. There is still more work to do, and even as the College faces difficult budget times, LCCC will continue to forge ahead with the discipline to pursue excellence. Our students and community deserve nothing less.

Source: All information/data provided by LCCC unless otherwise noted.

For more information about LCCC, go to our website, lccc.wy.edu.

FINANCIAL BREAKDOWN



Economic Impact Analysis

Economic Impacts from LCCC

The overall impact of LCCC on the local business community during the analysis year amounts to \$172.7 million in added income (operations spending, student spending, and alumni spending). This is equal to approximately 2.2 percent of the GDP of the LCCC service area. By comparison, this contribution that the College provides on its own is nearly as large as the entire wholesale trade industry.

ADDED INCOME

\$37.5 million

Operations spending impact

\$5.9 million

Student spending impact

\$129.3 million

Alumni impact

\$172.7 million

Total impact

JOBS

979

230

2,051

3,260

Student Return on Investment:

For every \$1 students invest in LCCC they receive \$3 in higher future earnings. The average annual rate of return for students is 13.5 percent.

Source: Economic Modeling Specialists Inc. (2016)



Taxpayer Return on Investment: Funding for higher education is one of the only publicly supported programs that returns more than what is invested. For every \$1 of public money invested in LCCC, taxpayers receive \$1.80 return in added taxes and public sector savings. The average annual rate of return is 5.2 percent!