



The Design Studio, inc.  
Architecture + Interior Design

## ADDENDUM #2

<b>DATE:</b>	June 1, 2016	<b>APN:</b>	15.3.118 LCCC - PB - FF&E
<b>PROJECT:</b>	PATHFINDER BUILDING  FURNITURE, FURNISHINGS & EQUIPMENT	<b>OWNER:</b>	Laramie County Community College 1400 E. College Drive Cheyenne, WY 82007
<b>BIDS DUE TIME / DATE:</b>	4:00pm, Wednesday, June 8, 2016  RFB - 16129	<b>SUBMISSION OF BIDS:</b>	Laramie County Community College Purchasing Office Attn: Jamie Spezzano 1400 E. College Drive, Room AM108 Cheyenne, WY 82007

Bidders are hereby notified of the following adjustments, corrections, additions or clarifications for the Bid Documents. Where provisions of the following items differ from those of the original Bid Documents, provisions of this addendum shall govern and take precedence. This addendum shall be considered part of the Contract Documents for this Project and must be returned with all other contract documents after the bid date.

**Bidders shall acknowledge receipt of all addenda on the Bid Form.**

**DRAWINGS:**

1. NONE

**PROJECT MANUAL SPECIFICATIONS:**

2. NONE

**FURNISHING, FURNISHINGS & EQUIPMENT – CUT SHEETS:**

3. Clarifications:
  - a. **REVISED:** D-01 TYPICAL OFFICE DESK AND CREDENZA UNITS WITH MOBILE PEDESTALS
    - i. All Mobile Pedestal Depths shall be 19.88”D, height and width to remain the same.

**PRODUCT SUBSTITUTION APPROVALS:**

In accordance with the requirements of Section 01600 - Product Requirements for submitting requests for substitutions during the bidding period, and subject to compliance with the requirements of the Bid Documents, the following furnishings and equipment have been approved for bidding in addition to those named in the Bid Documents:

**BOOKCASES:**

- 1) Item B-01: METAL BOOKCASE UNIT – 5 SHELVES
  - a) Great Openings:
    - i) Model Special Open Bookcase, 36”W x 18-1/4”D x 65-7/8”H. Reference attached furniture cut-sheets. Finishes TBD.
- 2) Item B-02: METAL BOOKCASE UNIT – 3 SHELVES
  - a) Great Openings:
    - i) Model # ROSY102, 36”W x 18-1/4”D x 39-7/8”H. Reference attached furniture cut-sheets. Finishes TBD.

**FILING AND STORAGE UNITS:**

- 3) Item F-01: 2 DRAWER X 36" WIDE LATERAL FILE
  - a) Great Openings:
    - i) Model # RG-0201W / LME4500 19, 36"W x 17-3/8"D x 27-3/4"H. Reference attached furniture cut-sheets. Finishes TBD.
- 4) Item F-02: METAL STORAGE CABINET 64-1/4"H
  - a) Great Openings:
    - i) Model # CG-11F3, 36"W x 18-1/4"D x 65-7/8"H. Reference attached furniture cut-sheets. Finishes TBD.
- 5) Item F-05: BOX / BOX / FILE MOBILE PEDESTALS
  - a) Great Openings:
    - i) Model # EL-2011, B/B/F, 15-1/4"W x 18-7/8"D x 26-7/8"H. Reference attached furniture cut-sheets. Finishes TBD.
- 6) Item F-06: FILE / FILE MOBILE PEDESTALS
  - a) Great Openings:
    - i) Model # EL-2009, F/F, 15-1/4"W x 18-7/8"D x 26-7/8"H. Reference attached furniture cut-sheets. Finishes TBD.
- 7) Item F-07: LATERAL FILES WITH STORAGE & HINGED DOORS
  - a) Great Openings:
    - i) Model # RG-H2B2 / LME4500 19, Combo Lat/2 Drawer 3 H Cupboard 36"W x 18-1/4"D x 65-7/8"H. Reference attached furniture cut-sheets. Finishes TBD.
- 8) Item F-08: CREDENZA WITH LAMINATED TOP, SHELVING WITH HINGED DOORS AND LATERAL FILES
  - a) Great Openings:
    - i) Model # CG-01F2 / RG-C401 / TL1866 / LME4500 19, Double Door Storage Cabinet (1 adjustable shelf) overall dimensions: 66.25"W x 18-1/2"D x 28-3/8"H. Reference attached furniture cut-sheets. Finishes TBD.

**ATTACHMENTS:**

**FURNITURE CUT-SHEETS:**

B-01, B-02, F-01, F-02, F-05, F-06, F-07 and F-08: Great Openings: Specifications, Finish Choices and Warranty

**REVISED BID FORM:**

Section 00410 – Bid Form Spreadsheet (*separate attachment, live excel spreadsheet, must use this spreadsheet*)

**END OF ADDENDUM #2**



**GREAT OPENINGS SPECS AND WARRANTY FOR:  
B-01, B-02, F-01, F-02, F-05, F-06, F-07 AND F-08**

**Metal Finishes | Laminates | Fabrics**

rev 04.15.2014  
Removed Fabrics 7E Golden & 7L Deep Forest  
Added 7T Butterscotch & 7V Sherwood




Use this electronic PDF for **GENERAL** reference only. For a more accurate representation of these colors please request a printed finish card with attached paint sample chips, for an individual color you can request a 3" x 3" color swatch at [www.goliterature.com](http://www.goliterature.com).



**60 Standard Colors** All Great Openings products are available in the 60 standard colors shown here, including metallics and textured colors, at standard price and lead time. Additional Industry Favorite colors and a Custom Color program are also available; please see [greatopenings.com](http://greatopenings.com) for more details.

**⚠ Use this electronic PDF for GENERAL reference only. For a more accurate representation of these colors please request a printed finish card with attached paint sample chips, for an individual color you can request a 3" x 3" color swatch at [www.goliterature.com](http://www.goliterature.com).**




0217 Brilliant White  
Allsteel



01A7 Champagne Metallic  
Allsteel




0073 Cloud  
Allsteel



0232 Driftwood  
Allsteel




0231 Flint  
Allsteel



0159 Beige\*\*  
Haworth



02Z8 Cement Textured  
Haworth



0141 Chalk  
Haworth




0006 Charcoal\*\*  
Haworth



0547 Graphite\*\*  
Haworth




0256 Black Umber\*  
Herman Miller



0257 Light Grey\*  
Herman Miller



0004 Medium Tone\*  
Herman Miller




0994 Metallic Bronze  
Herman Miller




0744 Metallic Champagne  
Herman Miller




0968 Beige Mist Metallic  
Knoll



02Z2 Bright White Smooth  
Knoll




02Z3 Bright White Textured  
Knoll




02Y7 Brown  
Knoll



0623 Folkstone Grey  
Knoll



0995 Arctic White Textured  
Steelcase



0668 Black Textured  
Steelcase




0044 Black  
Steelcase




0998 Carbon Metallic Textured  
Steelcase



0678 Fieldstone Textured  
Steelcase



02M0 Arctic Textured  
Teknion



02X5 Espresso Textured  
Teknion



02M3 Granite  
Teknion



02A3 Grey  
Teknion




02U2 Latte Textured  
Teknion

The paint, laminate, PVC edge and fabric samples on this card provide an overall reference of the standard finish. Slight variations within commercial printing tolerance may occur in color, texture and gloss.


\* Indicates these 3 Herman Miller® colors feature color-coordinated recessed pulls on drawer fronts "D" and "F". If your product is ordered with the "D" or "F" pull in any other paint color, a 0256 Black Umber pull will be used.

\*\* Indicates these 4 Haworth® colors feature color-coordinated plastic pulls on the drawer front "P" square front, "P" pull. If your product is ordered with the "P" front in any other paint color, a 0006 Charcoal pull will be used.

**⚠ Use this electronic PDF for GENERAL reference only. For a more accurate representation of these colors please request a printed finish card with attached paint sample chips, for an individual color you can request a 3" x 3" color swatch at [www.goliterature.com](http://www.goliterature.com).**



0536 Loft  
Allsteel




0683 Muslin  
Allsteel



0345 Parchment  
Allsteel



0166 Platinum Metallic  
Allsteel




0152 Tan  
Allsteel



0205 Greystone  
Haworth



02Z9 Grout Textured  
Haworth




0112 Putty  
Haworth




2Y9P Silver Metallic  
Haworth



0131 Smoke\*\*  
Haworth




0666 Silver Metallic  
Herman Miller




02L6 Soft White  
Herman Miller



0784 Warm Grey Neutral  
Herman Miller



03C6 White Textured Enhanced  
Herman Miller



0515 WL Sandstone  
Herman Miller



0188 Medium Grey  
Knoll



02Y6 Medium Metallic Grey  
Knoll



0756 Sandstone  
Knoll




02X9 Silver Metallic  
Knoll



0030 Soft Grey  
Knoll



0722 Midnight Textured  
Steelcase




02A4 Milk  
Steelcase



0666 Platinum Metallic  
Steelcase




0705 Sterling Metallic  
Steelcase



0280 Warm White  
Steelcase



02M2 Nevada  
Teknion




02X7 Platinum Metallic  
Teknion



02Z0 Satin Black  
Teknion



02X4 Silver Textured  
Teknion




02N0 Storm White Textured  
Teknion

## Laminates and Edge Trims

In addition to our 18 standard laminate and edge options shown here, we also welcome custom orders; please see our website for details. For samples of these standard options contact Wilsonart® at 800.433.3222 or wilsonartcontract.com.


### Laminate/PVC Edge Trim



### Laminate/PVC Edge Trim




### Laminate/PVC Edge Trim



## Fabrics

We have selected a pallet of fifteen accent colors from the C.F. Stinson® New Hempstead and Bryant Park collections. This fabric is a low texture, 100% polyester that will work very well as seating upholstery or for a vertical tack board application. For memo samples, please contact C.F. Stinson at 800.841.6279 or see cfstinson.com. Please see our price book for part numbers and details. COM fabrics also welcome.



revised  
04/14/2014





# TRACE<sup>®</sup> OPEN SHELF LATERAL

B-01 (Special)  
and B-02



28-3/8" high



39-7/8" high

### Features

- Matches the height, depth, width, and horizontal lines of Trace Laterals and Double Door Storage Cabinets
- Includes 3" kick plate and metal top identical to Trace Laterals and Double Door Storage Cabinets
- Front vertical edge is square
- All welded steel frame construction
- Four leveling glides with 1 1/4" adjustment
- Shelves adjust in 1/2" increments
- 2-high allows for binder storage on 1 shelf
- 3-high allows for binder storage on 2 shelves
- Top is mechanically fastened, so may be replaced with laminate top
- Shelf load capacity all widths: 140 lbs
- Laminate is factory installed
- Metal top is not included when using a laminate top
- Finish height of open shelf lateral with laminate top will be 5/8" taller than the height of a standard open shelf lateral file with metal top
- Specify any standard GO laminate and edge. Special order laminates may require an up-charge; call for details
- Metal and outer side panels are flush with sides of bookcase top, so no gap between bookcases when installed side-by-side
- Laminate tops used on individual open shelf lateral files are sized to be flush with the sides of the lateral, so that individual open shelf laterals installed side-by-side will have no gaps between

### Basic Construction

- All Great Openings products meet or exceed applicable ANSI-BIFMA standards for durability and safety
- A lifetime warranty ensures long-lasting performance and after-sale support
- Steel frame construction is welded and channels are formed in key areas for strength
- Top, back, side, and center panels are 21 gauge metal
- Inner top, bottom, and side channels are 18 gauge steel
- Shelves are 18 gauge steel, bottom pans 16 gauge steel

### Options and Accessories

- Magnetic shelf divider, sold in packages of three, available as shelf or drawer dividers

### Drawer Load Capacity:

- 30" shelves: 140 lbs
- 36" shelves: 168 lbs
- 42" shelves: 197 lbs

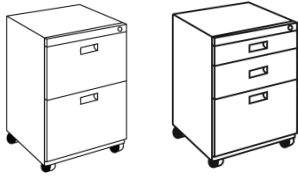


Note that the Trace 2-high open shelf lateral matches all the dimensions of the Trace laterals and double door storage cabinets, including depth and height

Inside depth:	Inside widths:	Inside heights:	Adjustable shelf :
17.30"	26.75" in 30" case 32.75" in 36" case 38.75" in 42" case	23.5" in 2-high 35.0" in 3-high	3/4" high

H	D	W	Top	Shelf Options	Pkg Wt	Pkg Cube	Part #	Metal Color	Lam/Edge #	Price
28-3/8	18-1/4	30	Metal	1 adjustable shelf	65 lb	10.0 ft	ROSX601	????		\$754
28-3/8	18-1/4	36	Metal		77 lb	11.3 ft	ROSX701	????		\$785
28-3/8	18-1/4	42	Metal		88 lb	13.0 ft	ROSX801	????		\$863
28-3/8	18-1/4	30	Lam.	1 adjustable shelf	65 lb	10.0 ft	ROSX601LT	????	????	\$992
28-3/8	18-1/4	36	Lam.		77 lb	11.3 ft	ROSX701LT	????	????	\$1,048
28-3/8	18-1/4	42	Lam.		88 lb	13.0 ft	ROSX801LT	????	????	\$1,151
39-7/8	18-1/4	30	Metal	2 adjustable shelves	79 lb	13.6 ft	ROSX902	????		\$835
39-7/8	18-1/4	36	Metal		91 lb	16.1 ft	ROSY102	????		\$869
39-7/8	18-1/4	42	Metal		103 lb	18.6 ft	ROSY202	????		\$957
39-7/8	18-1/4	30	Lam.	2 adjustable shelves	79 lb	13.6 ft	ROSX902LT	????	????	\$1,053
39-7/8	18-1/4	36	Lam.		91 lb	16.1 ft	ROSY102LT	????	????	\$1,097
39-7/8	18-1/4	42	Lam.		103 lb	18.6 ft	ROSY202LT	????	????	\$1,219

August, 2013



F-05 / F-06



## Great Openings TRACE® Mobile Pedestal Product Specifications

Drawer Options	Depth	Height	Width	Packaged Weight
File/file or Box/box/file	18 7/8"	26 7/8"	15 1/4"	60 lbs. (f/f) and 64 lbs. (b/b/f)
File/file or Box/box/file	21 7/8"	26 7/8"	15 1/4"	68 lbs. (f/f) and 73 lbs. (b/b/f)
File/file or Box/box/file	27 7/8"	26 7/8"	15 1/4"	79 lbs. (f/f) and 85 lbs. (b/b/f)
Box/file	18 7/8"	21 1/8"	15 1/4"	54 lbs.
Box/file	21 7/8"	21 1/8"	15 1/4"	63 lbs.
Box/file	27 7/8"	21 1/8"	15 1/4"	73 lbs.
Pencil/box/file	18 7/8"	24"	15 1/4"	63 lbs.
Pencil/box/file	21 7/8"	24"	15 1/4"	71 lbs.
Pencil/box/file	27 7/8"	24"	15 1/4"	83 lbs.

### Construction and Metal Gauge

Steel frame construction shall be all welded and channels formed in key areas for strength. Vertical and horizontal frames shall precision-formed and MIG welded. The bottom channels shall be MIG welded to the vertical channels, which are MIG welded to the wrapper. Inner side channels shall consist of 21 gauge cold rolled steel. Inner horizontal top and bottom channels shall consist of 18 gauge cold rolled steel. Side and back panels, as well as pedestal drawer bins, shall consist of 22 gauge cold rolled steel. Drawer sides and bottom are steel and shall be assembled using toggle lock joints. Drawer fronts shall consist of 20 gauge cold rolled steel. Each of thirteen different metal drawer fronts shall be attached using 4 - #8 x 1/2" long Torx Pan head screws, and shall be adjustable and removable. Alternate drawer front option shall include high pressure laminate with various grade finishes. Four 37mm black plastic casters, 2 locking and 2 non-locking, shall be included with each mobile pedestal, and shall be installed in the field using a single Phillips head screw (included).

### Tolerances

All faces on the front of the file shall be flush within +/- .06".  
Vertical gaps (12" drawers and 6" drawers) are .125" +/- .04".  
Horizontal gaps between the drawers shall be .125" +/- .04".  
Overall sizes of the cabinet are +/- .060".

### Structural Features

All drawers shall include full-extension steel ball-bearing slides, with "anti-rebound" and "quick disconnect" features. Drawer fronts shall include rubber bumpers for quiet operation. Each unit shall include four leveling glides with plastic foot that allows for 1.625" adjustment. Leveling glides shall insure proper drawer alignment and operation, and shall be accessible from either the interior or the exterior of the cabinet. Mobile pedestals shall include a factory-installed concrete counterweight.

### Inside Clear Dimensions

The inside clear width of pedestal drawers shall be 12.125". Inside clear depth for 17 7/8" deep pedestals shall be 15.2". Inside clear drawer bin depth for 21 7/8" pedestals shall be 18.25". Inside clear drawer bin depth for 27 7/8" deep pedestals shall be 24.25". The inside clear height for file drawers, box drawers, and pencil drawers shall be 9.5", 4.5", and 1.75", respectively. Weight bearing limits for pedestal drawer bins shall be 11.5 lbs for pencil drawers, 25.6 lbs. for box drawers, and 55 lbs for file drawers.

### Locks

Pedestals shall come standard with randomly-assigned UM Series locks (#226-425). UM locks shall be black-faced, master-keyed, and core-removable. One Type 5 disc tumbler lock core assembly shall be included. Positioned within the precision-formed metal lock strip with horse shoe clip and customized fixing grooves. Play and tolerances maintained via customized wavy washer between the housing and the cam to insure a nicer feel when the key is turned but also to reduce the play. Two keys are to be provided, secured to the unit in a plastic key fob. Locks may be keyed alike in the field. Other key series shall be available, including Haworth SL, bright nickel LL, bright nickel UM and Knoll K. Pedestals may be ordered to include individually locking fronts.



**Accessories**

Box drawer dividers, file drawer dividers that allow for side-to-side filing, and pencil trays shall be sold separately. Laminate fronts are available. A closed cell polyethylene filler piece may be added to the inside of the drawer front back for improved sound dampening. Individually locking security drawers shall also be made available as an upgrade. Magnetic shelf dividers shall be 7.5" high, 8" w, and include an 8" x 3" magnet, sold separately in packages of three dividers. All mounting hardware, installation/instruction sheets and other loose components must be contained in a plastic bag and taped in the drawer.

**Finish**

All inner and outer cabinet surfaces shall be finished with a hybrid powder formula (epoxy and polyester) which ensures an exceptionally durable, consistent finish. Case tops, sides, back, front and drawer fronts shall be class "A" surfaces and color matched to Great Openings colors. The case bottom shall be a class "C" surface. Inner case, bottom and top surfaces are class "C" and may be black or color matched to the exterior cabinet color. Drawer bins shall be class "B" surface, and black. There shall be a minimum of 60 standard colors from which to choose, plus custom colors.

**Packaging**

Pedestals shall be packaged in a corrugated carton or other suitable package with honeycomb frame corners and face protection of sufficient thickness to protect from shipping damage. The interior surface of the packaging materials must be non-marking and non-abrasive coated. Each package must be labeled, indicating proper contents.

**Performance Specifications:**

Pedestals must meet or exceed the following BIFMA requirements (X 5.9-2012):

- Section 4, Unit strength test
- Section 5, Leg-glide assembly strength test
- Section 9, Stability
- Section 10, Storage unit drop test
- Section 11, Movement durability for mobile storage units
- Section 12, Rebound test
- Section 13, Out stop test
- Section 14, Lock test
- Section 15, Cycle test for extendible elements
- Section 20, Pull force test

**Drawer Load Capacity:**

Pedestals drawers are to be loaded from the bottom to the top, with the heaviest loads in the bottom drawer. Drawer bins are not to be used as ladders or steps. The maximum load for any individual drawer:

Pedestal Depth	Drawer Height	Load Capacity
18 7/8", 21 7/8", 27 7/8"	3"	50 lbs
	6"	50 lbs
	12"	70 lbs

**Certifications and Warranty**

Great Openings warrants its filing and storage products to be free from defects in material and workmanship for as long as the original purchaser owns the product. This warranty does not cover ordinary wear and tear, or improper installation or use of the product. This warranty does not apply to Customers Own Material (COM) (fabric, laminates, edge bands) In addition supplier warranties will apply to products not manufactured by Great Openings. Please contact Great Openings for more information.



A: Full Pull



Q: Square, Satin Nickel Bar Pull



S: Square, Satin Nickel Loop Pull  
(Add "B" suffix for black pull)



Y: Square, Black Wire Pull



B: S-9000 Pull



F: Square, Recessed Pull



H: Square, HW Pull



P: Square, P Pull



D: Radiused, Recessed Pull



I: Radiused, HW Pull

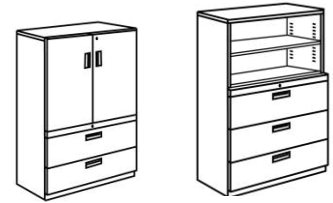


N: Radiused, Satin Nickel Pull  
(Add "B" suffix for black pull)

All drawer fronts are not available on all products. For restrictions see the individual product pages in price books.

May, 2013

## Great Openings Trace® Combo Lateral File Product Specifications



Drawer Options	Depth	Height	Width	Packaged Weight
2-drawer, 2 high cupboard	18 1/4"	51 3/8"	30", 36", 42"	166 lbs. (30"), 181 lbs (36"), 206 lbs, (42")
2-drawer, 3 high cupboard	18 1/4"	65 7/8"	30", 36", 42"	188 lbs. (30"), 203 lbs (36"), 234 lbs, (42")
3-drawer, 2 high cupboard	18 1/4"	65 7/8"	30", 36", 42"	183lbs. (30"), 212 lbs (36"), 231 lbs, (42")
3-drawer, 3 high cupboard	18 1/4"	77 3/8"	30", 36", 42"	206 lbs. (30"), 234 lbs (36"), 260 lbs, (42")
4-drawer, 2 high cupboard	18 1/4"	77 3/8"	30", 36", 42"	210 lbs. (30"), 230 lbs (36"), 254 lbs, (42")
2-drawer, 2 high open shelf	18 1/4"	51 3/8"	30", 36", 42"	159 lbs. (30"), 188 lbs (36"), 199 lbs, (42")
2-drawer, 3 high open shelf	18 1/4"	65 7/8"	30", 36", 42"	174 lbs. (30"), 200 lbs (36"), 216 lbs, (42")
3-drawer, 2 high open shelf	18 1/4"	65 7/8"	30", 36", 42"	168 lbs. (30"), 194 lbs (36"), 212 lbs, (42")
3-drawer, 3 high open shelf	18 1/4"	77 3/8"	30", 36", 42"	183 lbs. (30"), 206 lbs (36"), 229 lbs, (42")
4-drawer, 2 high open shelf	18 1/4"	77 3/8"	30", 36", 42"	179 lbs. (30"), 202 lbs (36"), 224 lbs, (42")

### Cabinet Construction and Metal Gauge

Steel frame construction shall be all welded and channels formed in key areas for strength. Vertical and horizontal frames shall precision-formed and MIG welded. The bottom channels shall be MIG welded to the vertical channels, which are MIG welded to the wrapper. Inner side, top, and bottom channels shall consist of 20 gauge cold rolled steel. Fronts, tops, and outer panels shall consist of 20 and 22 gauge steel

A safety interlock which allows just one drawer to open at a time shall be integrated with ISL cables into the drawer slides. Laterals may be ganged together so that counterweights are not necessary.

Each lateral file shall include four steel leveling glides with 1.25" adjustment, included to ensure proper drawer alignment and operation.

### Drawer Bins, Fronts, and Slides

Drawer bins and fixed shelves shall be 18 and 20 gauge steel. Drawer bin sides and bottom are assembled using toggle lock joints. Lateral drawer bins shall include full-height side bins. Two file bars shall be included in each drawer, for side-to-side filing.

Each of eight different metal drawer fronts shall be attached using 4 - #8 x 1/2" long Torx Pan head screws, and shall be adjustable and removable. Alternate drawer front option includes high pressure laminate with various grade finishes. Drawer fronts and lateral file tops shall be mechanically fastened and removable to maximize design flexibility. Double-walled drawer fronts shall be available for improved sound deadening.

All drawers and roll-out shelves shall include full extension steel ball-bearing slides with anti-rebound features. Slides shall consist of 14 gauge (range of 13-15) gauge steel, with 2 ball cages including 16 steel ball-bearings on the inner slide member and 20 ball bearings on the outer member.

### Counterweights

In order to satisfy ANSI-BIFMA standards for stability, counterweights shall be required for all lateral files that include roll-out drawers or shelves. The customers shall possess the option of either having lateral counterweights installed in the factory, or shipped separately and installed at the work site. Counterweights are specified as follows:

Product Number	Lateral File Description	Packaged Weight
TRA 4500	4- Trace Combo Lateral	21.0 lbs.
TRA 6000	5 & 6-high Trace Combo Laterals	10.5 lbs.

All counterweights may be packaged separately for field installation by using the product numbers listed in the table above, or alternately may be factory-installed. (Note that Recessed Front Lateral Files utilize different counterweights than the Trace Files described here.)

Laterals may be ganged together so that counterweights are not necessary

## Tolerances

Vertical gaps between drawer and case shall be .125" +/- .08".  
Horizontal gaps between the drawers shall be .125" +/- .08.  
Horizontal gap between the bottom drawer and the kick plate must be .09" +/- .06".  
All faces on the front of the file shall be flush within +/- .06".  
Overall sizes of the cabinet shall be +/- .060".

## Inside Clear Dimensions

The inside clear drawer bin width of lateral drawers shall be 26.75" for 30" wide laterals, 32.75" for 36" wide laterals, and 38.75" for 42" wide laterals. Inside clear drawer bin depth for all lateral files shall be 16".

The inside clear cupboard opening width of laterals shall be 27.25" for 30" wide laterals, 32.25" for 36" wide laterals, and 39.25" for 42" wide laterals. Inside clear cupboard opening depth for all lateral files shall be 16.875"

Inside clear drawer bin height shall be as follows: Drawer bins not located immediately below the lateral lock strip shall allow for 10 7/8" clearance, and drawers located immediately below the lateral lock strip shall allow for 10 5/8" clearance.

Inside clear cupboard opening height shall be as follows: 2-High opening= 24.0", 3-High opening= 35.50"

## Drawer Load Capacity:

Lateral file drawers are to be loaded from the bottom to the top, with the heaviest loads in the bottom drawer. Lateral file drawer bins will accommodate letter, A4, and legal size documents. Drawer bins are not to be used as ladders or steps. The maximum load for any individual drawer:

Bin Width & Depth	Load Capacity (per drawer)
12" X 30", 36", 42"	122 lbs.

## Shelf Load Capacity:

Lateral shelves are to be loaded from the bottom to the top, with the heaviest loads in the bottom opening. Lateral file shelves with 2 high cupboards will accommodate binder height storage on one shelf; units with 3 high cupboards will accommodate binder height storage on two shelves. Shelves are not to be used as ladders or steps. The maximum load for any individual shelf:

Lateral Width	Load Capacity (per shelf)
30", 36", 42"	136 lbs.

## Locks

Lateral files shall come standard with randomly-assigned UM Series locks (#226-425). UM locks shall be black-faced, master-keyed, and core-removable. One Type 5 disc tumbler lock core assembly shall be included. Positioned within the precision-formed metal lock strip with horse shoe clip and customized fixing grooves. Play and tolerances maintained via customized wavy washer between the housing and the cam to insure a nicer feel when the key is turned but also to reduce the play. Two keys are to be provided, secured to the unit in a plastic key fob. Locks may be keyed alike in the field.

Other key series shall be available, including Haworth SL, bright nickel LL, Bright nickel UM, and Knoll K.

## Accessories

*Laminate Tops*-Metal tops may be replaced with laminate tops, either individually or in side-to-side or back-to-back multiples.

*Drawer front filler*- A closed cell polyethylene filler piece may be added to the inside of the drawer front back for improved sound dampening.

*Shelf dividers*- Magnetic shelf dividers are 7 1/2" high, 8" w, and include an 8" x 3" magnet, sold separately in packages of three dividers.

6" Drawer dividers- Magnetic drawer dividers are 4"X16" long and may be used to create sectioned drawer space.

*Labels*- Magnetic labels adhere to metal fronts, 3" x 1" clear plastic with card stock insert, sold in packages of ten labels.

**File Conversion Bar Kits:** Optional conversion bar kits are available which allow documents to be organized from front-to-back within lateral file drawers. Conversion bars may be ordered as an accessory, and are sold in packages of 4.

File conversion bar requirements are as follows:

30" lateral - 2 conversion bars per drawer for letter size filing  
- not available for legal size filing  
- 2 conversion bars per drawer for letter size filing

36" lateral - 2 conversion bars per drawer for legal size filing  
- 2 conversion bars per drawer for legal size filing

42" lateral - 4 conversion bars per drawer for letter filing  
- 2 conversion bars per drawer for legal size filing

*(Please note that you will have significant unoccupied space when filing legal size documents.)*

### **Finish**

All inner and outer cabinet surfaces shall be finished with a hybrid powder formula (epoxy and polyester) which ensures an exceptionally durable, consistent finish. Case tops, sides, back, front and drawer fronts shall be class "A" surfaces and color matched to Great Openings colors. The case bottom shall be a class "C" surface. Inner case, bottom and top surfaces are class "C" and may be black or color matched to the exterior cabinet color. Drawer bins are class "B" surface, and shall be black. There shall be a minimum of 60 standard colors from which to choose, plus custom colors.

### **Packaging**

Lateral files shall be packaged in a corrugated carton or other suitable package with honeycomb frame corners and face protection of sufficient thickness to protect from shipping damage. The interior surface of the packaging materials must be non-marking and non-abrasive coated. Each package must be labeled, indicating proper contents. All hardware, installation / instruction sheets and other loose parts shall be contained in a plastic bag and taped to the bottom of a drawer bin.

### **Performance Specifications:**

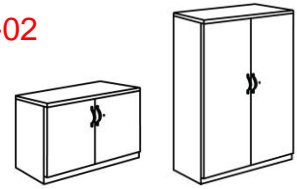
Lateral files must meet or exceed the following BIFMA requirements (X 5.9-2012):

- Section 4, Unit strength test
- Section 5, Leg-glide assembly strength test
- Section 6, Racking resistance test
- Section 7, Vertical load durability test
- Section 9, Stability test
- Section 10, Storage unit drop test
- Section 12, Rebound test
- Section 13, Out stop test
- Section 14, Lock test
- Section 15, Cycle test for extendable elements
- Section 16, Interlock strength test
- Section 20, Pull force test

### **Certifications and Warranty**

Great Openings warrants its filing and storage products to be free from defects in material and workmanship for as long as the original purchaser owns the product. This warranty does not cover ordinary wear and tear, or improper installation or use of the product. This warranty does not apply to Customers Own Material (COM) (fabric, laminates, edge bands) In addition supplier warranties will apply to products not manufactured by Great Openings. Please contact Great Openings for more information.

## Great Openings Trace® Double Door Storage Cabinet Product Specifications



Drawer Options	Depth	Height	Width	Packaged Weight
2-high, standard depth	18 1/4"	28 3/8"	30", 36", 42"	55 lbs. (30"), 67 lbs. (36"), 79 lbs., (42")
3-high, standard depth	18 1/4"	39 7/8"	30", 36", 42"	70 lbs. (30"), 82 lbs. (36"), 94 lbs., (42")
4-high, standard depth	18 1/4"	51 3/8"	30", 36", 42"	85 lbs. (30"), 90 lbs. (36"), 114 lbs., (42")
5-high, standard depth	18 1/4"	65 7/8"	30", 36", 42"	106 lbs. (30"), 118 lbs. (36"), 130 lbs., (42")
6-high, standard depth	18 1/4"	77 3/8"	30", 36", 42"	122 lbs. (30"), 134 lbs. (36"), 146 lbs., (42")
5-high, full depth w/shelf & coat rod	23 1/2"	65 7/8"	36"	121 lbs.
5-high, full depth, w/ 4 adjustable shelves	23 1/2"	65 7/8"	36"	126 lbs.
6-high, full depth, w/shelf & coat rod	23 1/2"	77 3/8"	36"	136 lbs.
6-high, full depth, w/ 5 adjustable shelves	23 1/2"	77 3/8"	36"	143 lbs.

### Construction and Metal Gauge

Steel frame construction shall be all welded and channels formed in key areas for strength. Vertical and horizontal frames shall precision-formed and MIG welded. The bottom channels shall be MIG welded to the vertical channels, which are MIG welded to the wrapper.

Inner side, top, and bottom channels, cabinet top, and shelves shall consist of 18 gauge cold rolled steel.

Side panels, back panel and doors shall consist of 20 and 22 gauge steel.

Cabinet top shall be mechanically fastened and removable to maximize design flexibility.

Shelves shall be 3/4" in height and shall rest on 16 gauge steel shelf clips, bright zinc, that test 55-60 at Rockwell "B" hardness. Each unit shall include 4 clips per shelf.

Shelves shall be adjustable in 1 1/2" increments.

Each standard depth cabinet (18 1/4") shall include four steel leveling glides with 7/8" adjustment, included to insure proper drawer alignment and operation.

Each full depth cabinet (23 1/2") shall include four steel leveling glides with 1 5/8" adjustment included to insure proper drawer alignment and operation.

### Tolerances

Vertical gaps between door fronts and case shall be .125" +/- .08".

Horizontal gaps between door fronts and case shall be .125" +/- .08".

Horizontal gap between the bottom drawer and the kick plate must be .09" +/- .06".

All faces on the front of the file shall be flush within +/- .06".

Overall sizes of the cabinet shall be +/- .060".

### Inside Clear Dimensions

The inside clear width of double door storage cabinets shall be:

- 26.75" for 30" wide units
- 32.75" for 36" wide units
- 38.75" for 42" wide units

*(Note that the user shall gain an additional 1.75" inside width once inside the hinges).*

The Inside clear depth of double door cabinets shall be

- 17.30" for all 18.25" depth units
- 22.50" for 23.50" depth units

The inside clear heights shall be as follows:

Storage Cabinet Height	Inside Clear Height
28.375"	23.50"
39.875"	35.00"
51.375"	46.50"
65 7/8"	60.97"
77.375"	72.47"

### Shelf Load Capacity

Double Door Storage Cabinet shelf load capacities shall be as follows:

Storage Cabinet Width	Shelf Load Capacity
30",36",42"	140 lbs.

### Cabinet Top Load Capacity

Double Door Storage Cabinet top load capacities shall be as follows:

Storage Cabinet Width	Top Load Capacity
30"	140 lbs.
36"	168 lbs.
42"	197 lbs.

### Shelves:

Each 28 3/8" high storage cabinet shall include one adjustable shelf.  
Each 39 7/8" high storage cabinet shall include two adjustable shelves.  
Each 51 3/8" high storage cabinet shall include three adjustable shelves.  
Each \*65 7/8" high storage cabinet shall include four adjustable shelves.  
Each \*77 3/8" high storage cabinet shall include five adjustable shelves.

*\*65 7/8" and 77 3/8" high storage cabinets may be optioned to include:*

- Coat rod, no shelves
- Coat rod, one adjustable shelf

### Locks

Lateral files shall come standard with randomly-assigned UM Series locks (#226-425). UM locks shall be black-faced, master-keyed, and core-removable. One Type 5 disc tumbler lock core assembly shall be included. Positioned within the precision-formed metal lock strip with horse shoe clip and customized fixing grooves. Play and tolerances maintained via customized wavy washer between the housing and the cam to insure a nicer feel when the key is turned but also to reduce the play. Two keys are to be provided, secured to the unit in a plastic key fob. Locks may be keyed alike in the field.

Other key series shall be available, including Haworth SL, bright nickel LL, bright nickel UM, and Knoll K.

### Accessories

*Additional shelves-* Additional shelves may be ordered separately

*Laminate Tops-* Metal tops may be replaced with laminate tops, either individually or in side-to-side or back-to-back multiples.

*Shelf dividers-* Magnetic shelf dividers are 7 1/2" high, 8" w, and include an 8" x 3" magnet, sold separately in packages of three dividers.

*Labels-* Magnetic labels adhere to metal doors 3" x 1" clear plastic with card stock insert, sold in packages of ten labels.

### Finish

All inner and outer cabinet surfaces shall be finished with a hybrid powder formula (epoxy and polyester) which ensures an exceptionally durable, consistent finish.

Case tops, sides, and back shall be class "A" surfaces and color matched to Great Openings colors.

The case bottom shall be a class "C" surface.

Inner case, bottom and top surfaces are class "B" and shall be color matched to the exterior cabinet color.

Drawer bins are class "B" surface, and shall be black.

There shall be a minimum of 60 standard colors from which to choose, plus custom colors.

### Packaging

Double Door Storage Cabinets shall be packaged in a corrugated carton or other suitable package with honeycomb frame corners and face protection of sufficient thickness to protect from shipping damage. The interior surface of the packaging materials must be non-marking and non-abrasive coated. Each package must be labeled, indicating proper contents. All hardware, installation / instruction sheets and other loose parts shall be contained in a plastic bag and taped to the bottom of the cabinet.

**Performance Specifications:**

Lateral files must meet or exceed the following BIFMA requirements (X 5.9-2012):

- Section 4, Unit strength test
- Section 5, Leg-glide assembly strength test
- Section 6, Racking resistance test
- Section 7, Vertical load durability test
- Section 9, Stability test
- Section 10, Storage unit drop test
- Section 14, Lock test
- Section 17, Strength test for vertically-hinged doors
- Section 20, Pull force test

**Certifications and Warranty**

Great Openings warrants its filing and storage products to be free from defects in material and workmanship for as long as the original purchaser owns the product. This warranty does not cover ordinary wear and tear, or improper installation or use of the product. This warranty does not apply to Customers Own Material (COM) (fabric, laminates, edge bands) In addition supplier warranties will apply to products not manufactured by Great Openings. Please contact Great Openings for more information.






## Great Openings Warranty

Great Openings warrants its filing and storage products to be free from defects in materials and workmanship for as long as the original purchaser owns the product. This warranty does not cover ordinary wear and tear, or improper installation or use of the product. This warranty does not apply to Customer's Own Material (C.O.M), including nonstandard fabric, laminates, and edge bands. In addition, supplier warranties will apply to products not manufactured by Great Openings.

Please feel welcome to contact us if you have additional questions.

  
Michelle King  
Director of Sales