

Donations to the Foundation

KPI H, COLLEGE AFFORDABILITY, MEASURES H.2.A & H.2.B

Definitions

H.2.a Number of private donors to the LCCC Foundation

H.2.b Total donations to the LCCC Foundation

Rationale for Inclusion: Private giving is a reflection of the culture and climate of the College and, consequently, an important indicator of community support. It provides financial support for scholarships and program funds and provides assistance to College's emerging needs. Private giving also reflects the level of employee commitment to the College through the successful Employee Giving Campaign. It is important to measure these funds for planning, budgeting and goal setting through this indicator.

Time Frame is 2009 through 2014. Note that a calendar year is used for these measures.

Grading Method

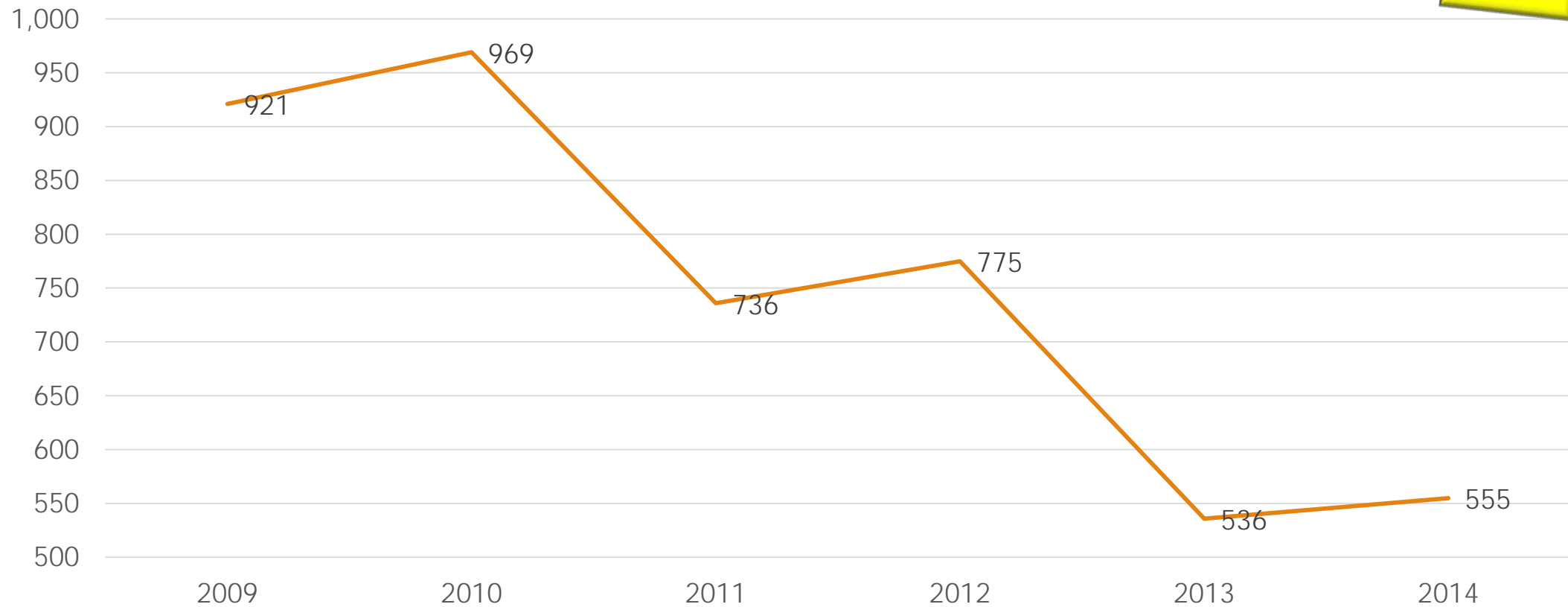

Grading Criteria

- Max of prior five years
- Min of prior five years
- Average of prior five years
- Benchmark (not applicable in this case)
- Improvement goal
- Aspirational goal (not applicable in this case)

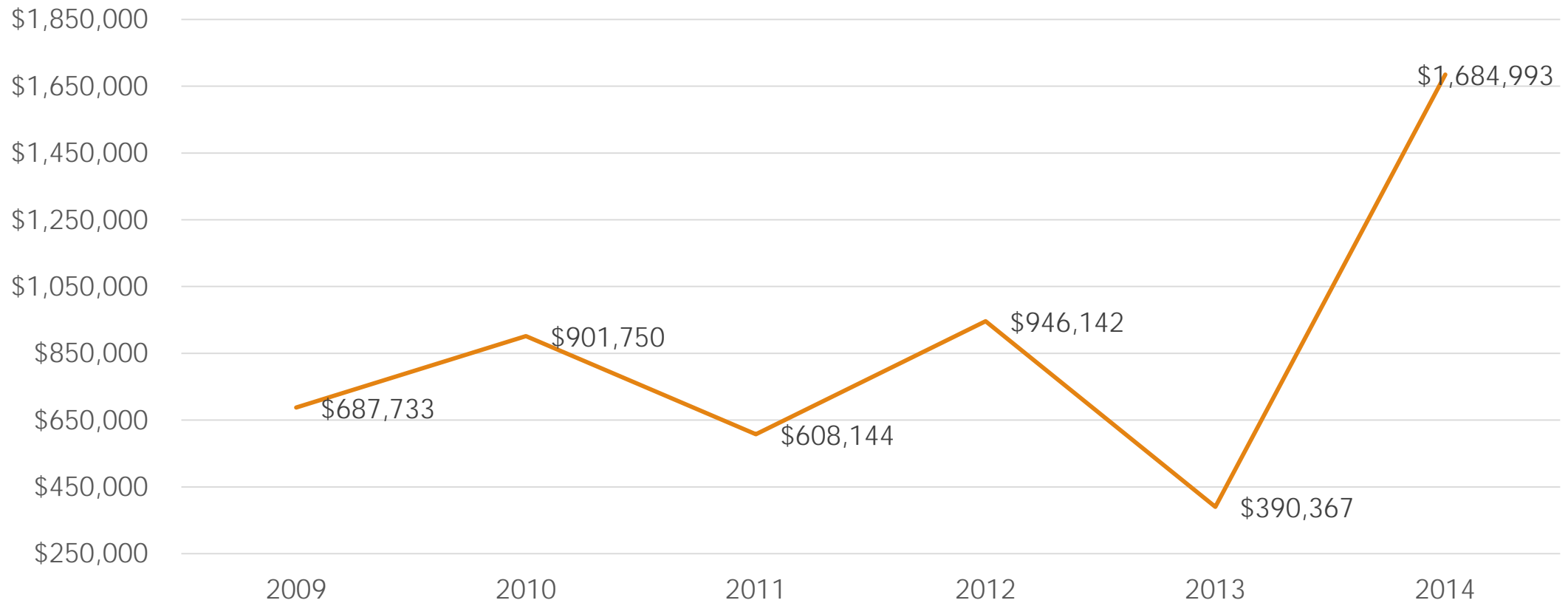
Grade	Standard Scoring – Bigger is Better
A	$(\mu + \sigma) < \text{current result}$
B	$\mu < \text{current result} \leq (\mu + \sigma)$
C	$(\mu - \sigma) < \text{current result} \leq \mu$
D	$(\mu - 2*\sigma) < \text{current result} \leq (\mu - \sigma)$
F	$\text{current result} \leq (\mu - 2*\sigma)$

Note: μ = mean (average) and σ = standard deviation of the grading criteria values.

H.2.a: Number of Donors









H.2.b: Total Donations



Improvement Strategies

- ❖ Diversify donor base including corporate, booster and individual donors
- ❖ Improve grading system so these measures are not so volatile
 - ❖ The very large donation in 2014 will make it difficult to continuously improve at the same rate.
- ❖ Continue to partner with college president and foundation board to accomplish established development goals

Measure	Description	current result	Grade			2015-16 Goal	5 years prior	4 years prior	3 years prior	2 years prior	prior year	current result
			Grade	Points	trend							
H.1.a	Tuition and Fees - Wyoming Residents ^R	\$ 2,832.00	C	2		\$ 2,832.00	\$ 2,280.00	\$ 2,472.00	\$ 2,544.00	\$ 2,640.00	\$ 2,736.00	2832
H.1.b	Net Price of Attendance ^R	\$ 6,552.00	B	3		\$ 6,552.00	\$ 5,768.00	\$ 6,109.00	\$ 4,952.00	\$ 4,811.00	\$ 7,464.00	6552
H.2.a	Number of Private Donors to the LCCC Foundation	555	C	2		555	921	969	736	775	536	555
H.2.b	Total Donations to the LCCC Foundation	\$ 1,684,993.00	A	4		\$ 2,787,115.74	\$ 687,733.20	\$ 901,749.60	\$ 608,143.93	\$ 946,141.62	\$ 390,366.50	\$ 1,684,993.00
H.3.a	Number of Students Receiving Privately Funded Aid	429	D	1		430.5418584	432	446	515	479	497	429
H.3.b	Total Privately Funded Aid Awarded	\$ 601,941.65	B	3		\$ 657,181.95	\$413,769.81	\$507,860.27	\$697,156.83	\$690,053.50	\$624,202.64	\$ 601,941.65

H. College Affordability														
Measure	Description	5 yr min	5 yr max	5 yr ave	benchmark	improve goal	aspire goal	average	std deviation	scoring	A min	B min	C min	D min
H.1.a	Tuition and Fees - Wyoming Residents ^R	2280.00	2736.00	2534.40	\$ 3,265.00	\$ 2,736.00	n/a	\$ 2,710.28	\$ 362.32	R	2347.96	2710.28	3072.60	3434.93
H.1.b	Net Price of Attendance ^R	4811.00	7464.00	5942.67	\$ 7,399.00	\$ 7,464.00	n/a	\$ 6,616.13	\$ 1,200.28	R	\$ 5,415.85	\$ 6,616.13	\$ 7,816.41	\$ 9,016.70
H.2.a	Number of Private Donors to the LCCC Foundation	536.00	969.00	748.67	n/a	547.73	n/a	700.35	203.97		904.32	700.35	496.38	292.41
H.2.b	Total Donations to the LCCC Foundation	390366.50	1684993.00	869854.64	n/a	390366.5	n/a	\$ 833,895.16	\$ 610,763.45		\$ 1,444,658.61	\$ 833,895.16	\$ 223,131.71	\$ (387,631.73)
H.3.a	Number of Students Receiving Privately Funded Aid	429.00	515.00	466.33	n/a	513.08	n/a	480.85	41.25		522.10	480.85	439.61	398.36
H.3.b	Total Privately Funded Aid Awarded	413769.81	697156.83	589164.12	n/a	\$ 655,214.18	n/a	\$ 588,826.23	\$ 124,883.60		\$ 713,709.84	\$ 588,826.23	\$ 463,942.63	\$ 339,059.03

Grading

Reverse scoring is used for this measure.

Measure H.2.a: Number of Private Donors to the LCCC Foundation

Measure H.2.b: Total Donations to the LCCC Foundation

Rationale for Inclusion

Private giving is a reflection of the culture and climate of the College and, consequently, an important indicator of community support. It provides financial support for scholarships and program funds and provides assistance to College's emerging needs. Private giving also reflects the level of employee commitment to the College through the successful Employee Giving Campaign. It is important to measure these funds for planning, budgeting and goal setting through this indicator.

Statistics of Interest

Two statistics are used: (H.2.a) the number of individuals making donations to the LCCC Foundation during a calendar year and (H.2.b) the total amount donated by these individuals.

Methodology

Collect this information from the annual report prepared by the LCCC Foundation.

Frequency of Data Collection

Annually in the spring for the prior calendar year.

Benchmark

Benchmarks have not yet been identified for these measures.

Grading

Standard scoring is used for these measures.

Measure H.3.a: Number of Students Receiving Privately Funded Aid

Measure H.3.b: Total Privately Funded Aid Awarded

Rationale for Inclusion

Student scholarships managed by the College Foundation are a stable and sustaining source of support for our students. These private donations are awarded based on criteria established by donors and administered by the College along with external agency funds. These measures demonstrate to those donors and external agencies that these funds are distributed according to their specifications.

Statistic of Interest

Two statistics are used: (H.3.a) the number of students receiving scholarships through the LCCC Foundation during the academic year and (H.3.b) the total amount distributed to these students.

Methodology

From Colleague records, download student IDs and amounts for all LCCC Foundation scholarships dispersed during the prior academic year. From this list, (1) count the number of unique individuals and (2) calculate the total amount distributed.

Frequency of Data Collection

Annually in August for the prior year.

Benchmark

Benchmarks have not yet been identified for these measures.

Grading

Standard scoring is used for these measures.