


Systems\_Portfolio - 5. Category F x | 5.1 - Knowledge Management.d x | Systems\_Portfolio - 1. 5P2 - Procr x | myLCCC - My Apps x | Benchmarking Data - Home x

https://lccwy.sharepoint.com/Offices/InstitutionalResearch/BenchmarkingData/SitePages/Home.aspx

LARAMIE COUNTY COMMUNITY COLLEGE | SharePoint

BROWSE PAGE | SHARE FOLLOW

 **Benchmarking Data**

IR Home | Academic Programs | KPIs | Enrollment | IPEDS | Survey Research | Complete College America

**Benchmarking Data** | UW Transfer Report | IR Report Library | Virtual Offices






Search this site

## Community College Benchmarking Sources







LCCC participates in two benchmarking projects through the [National Higher Education Benchmarking Institute](#) at Johnson County Community College. The National Community College Benchmark Project (NCCBP) offers over 150 performance measures for community colleges. LCCC incorporates several of these measures into its KPI system. The Cost & Productivity Project provides benchmark information for faculty and deans at the program level.

If you can't find what you need, you can submit a project request using the online [IR Project Request Form](#).













### National Community College Benchmark Project Results

Type	Name
	NCCBP Executive Summary Supplement 10232017
	NCCBP_Executive_Summary_20171023
	NCCBP_Final Report 2015_20151022
	NCCBP_Final Report 2016_20160825
	NCCBP_Final Report 2017_20170925

### Cost & Productivity Project Results

Type	Name
	Cost&Productivity 2016 - Cost Per Student Credit Hour 20170424
	Cost&Productivity 2016 - Faculty Credits Taught 20170424
	Cost&Productivity 2016 - Student-Faculty Ratios 20170424
	Cost&Productivity 2017 - Cost Per Student Credit Hour 20171009
	Cost&Productivity 2017 - Faculty Credits Taught 20171009
	Cost&Productivity 2017 - Student-Faculty Ratios 20171009

### Cost & Productivity Results by Program Group

Type	Name
	Accounting
	Agriculture
	Anthropology
	Art
	Automotive Body Repair
	Automotive Technology
	Business and Finance
	Business Management
	Computer Information Systems
	Computer Science
	Criminal Justice
	Cybersecurity

https://app.smartsheet.com/b/form/107da2efa8b944e1afa0ff3c7a00f8cd