

q10 (Multiple Items) **Current Employment**

Q16eA. Importance of Problem Solving

Number of Respondents		Column Labels		
Row Labels		Somewhat Unimportant	Somewhat Important	Very Important
2013-14		2	7	31
2014-15			4	29
2015-16			8	43
Grand Total		2	19	103

Q16eB. Importance of Information Literacy

q10 (Multiple Items)

Number of Respondents		Column Labels		
Row Labels		Not at all Important	Somewhat Unimportant	Somewhat Important
2013-14		1	1	11
2014-15			2	10
2015-16		2	2	14
Grand Total		3	5	35

Q16eC. Importance of Quantitive Reasoning

q10 (Multiple Items)

Number of Respondents		Column Labels		
Row Labels		Not at all Important	Somewhat Unimportant	Somewhat Important
2013-14		2	7	10
2014-15		1	6	12
2015-16		3	6	21
Grand Total		6	19	43

Q16eD. Importance of Scientific Reasoning

q10 (Multiple Items)

Number of Respondents		Column Labels		
Row Labels		Not at all Important	Somewhat Unimportant	Somewhat Important
2013-14		6	5	13
2014-15		9	2	8
2015-16		6	10	16
Grand Total		21	17	37

Q16eE. Importance of Written Communiation

q10 (Multiple Items)

Number of Respondents		Column Labels		
Row Labels		Not at all Important	Somewhat Unimportant	Somewhat Important
2013-14		3	2	10
2014-15		2		6

2015-16	2	6	8
Grand Total	7	8	24

Q16eF. Importance of Verbal Communiation
q10 (Multiple Items)

Number of Respondents Row Labels	Column Labels		
	Not at all Important	Somewhat Unimportant	Somewhat Important
2013-14	2	5	5
2014-15	2		6
2015-16	2		13
Grand Total	6	5	24

Q16eG. Importance of Collaboration
q10 (Multiple Items)

Number of Respondents Row Labels	Column Labels		
	Not at all Important	Somewhat Unimportant	Somewhat Important
2013-14	1	3	6
2014-15	2	2	9
2015-16	1	2	11
Grand Total	4	7	26

Q16eH. Importance of Aesthetic Analysis
q10 (All)

Number of Respondents Row Labels	Column Labels		
	Not at all Important	Somewhat Unimportant	Somewhat Important
2013-14	13	12	10
2014-15	12	11	4
2015-16	17	17	11
Grand Total	42	40	25

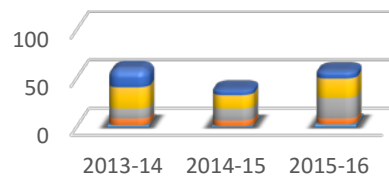
Q16eI. Importance of Cultural Awareness
q10 (Multiple Items)

Number of Respondents Row Labels	Column Labels		
	Not at all Important	Somewhat Unimportant	Somewhat Important
2013-14	7	6	11
2014-15	4	3	10
2015-16	2	12	13
Grand Total	13	21	34

No Response	Grand Total
20	60
6	39
7	58
33	157

q10

Number of Respondents

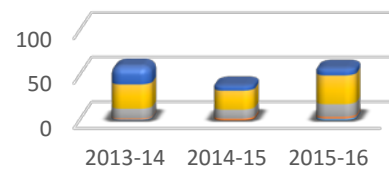


Graduation Year

Very Important	No Response	Grand Total
27	20	60
21	6	39
32	8	58
80	34	157

q10

Number of Respondents

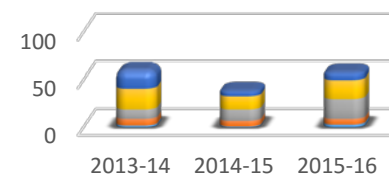


Graduation Year

Very Important	No Response	Grand Total
22	19	60
14	6	39
20	8	58
56	33	157

q10

Number of Respondents

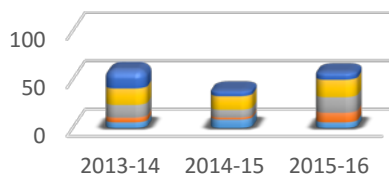


Graduation Year

Very Important	No Response	Grand Total
17	19	60
14	6	39
18	8	58
49	33	157

q10

Number of Respondents



Graduation Year


Very Important	No Response	Grand Total
25	20	60
25	6	39

q10

Number of Respondents



33	9	58
83	35	157

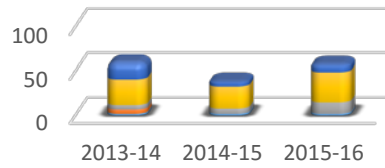


Graduation Year

Very Important	No Response	Grand Total
29	19	60
25	6	39
34	9	58
88	34	157

q10

Number of Respondents

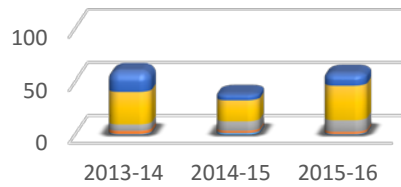


Graduation Year

Very Important	No Response	Grand Total
31	19	60
20	6	39
33	11	58
84	36	157

q10

Number of Respondents



Graduation Year

Very Important	No Response	Grand Total
7	34	76
10	16	53
16	26	87
33	76	216

q10

Number of Respondents

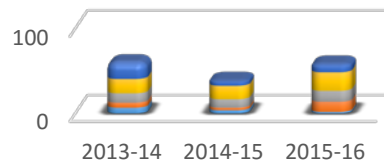


Graduation Year

Very Important	No Response	Grand Total
17	19	60
16	6	39
22	9	58
55	34	157

q10

Number of Respondents



Graduation Year

q16 E. imp_c

- No Response
- Very Important

q16 E. imp_b

- No Response
- Very Important

q16 E. imp_c

- No Response
- Very Important

q16 E. imp_d

- No Response
- Very Important

q16 E. imp_e

- No Response

q10 (Multiple Items)	
Q16eA. Preparation of Problem	
Number of Respondents	Column Labels
Row Labels	Not at all Prepared
2013-14	
2014-15	1
2015-16	1
Grand Total	2

Q16eB. Preparation of Information	
q10 (Multiple Items)	
Number of Respondents	Column Labels
Row Labels	Not at all Prepared
2013-14	1
2014-15	1
2015-16	1
Grand Total	3

Q16eC. Preparation of Quantities	
q10 (Multiple Items)	
Number of Respondents	Column Labels
Row Labels	Not at all Prepared
2013-14	1
2014-15	2
2015-16	1
Grand Total	4

Q16eD. Preparation of Scientific	
q10 (Multiple Items)	
Number of Respondents	Column Labels
Row Labels	Not at all Prepared
2013-14	
2014-15	2
2015-16	1
Grand Total	3

Q16eE. Preparation of Written	
q10 (Multiple Items)	
Number of Respondents	Column Labels
Row Labels	Not at all Prepared
2013-14	1
2014-15	

Very Important

2015-16	2
Grand Total	3

Q16eF. Preparation of Verbal
q10 (Multiple Items)

Number of Respondents	Column Labels
Row Labels	Not at all Prepared
2013-14	
2014-15	1
2015-16	3
Grand Total	4

q16 E. imp_f

- No Response
 Very Important

Q16eG. Preparation of Collabc
q10 (Multiple Items)

Number of Respondents	Column Labels
Row Labels	Not at all Prepared
2013-14	
2014-15	1
2015-16	1
Grand Total	2

q16 E. imp_g

- No Response
 Very Important
 Somewhat Important

Q16H. Preparation of Aesthe
q10 (Multiple Items)

Number of Respondents	Column Labels
Row Labels	Not at all Prepared
2013-14	6
2014-15	6
2015-16	5
Grand Total	17

q16 E. imp_h

- No Response
 Very Important

Q16eI. Preparation of Cultura
q10 (Multiple Items)

Number of Respondents	Column Labels
Row Labels	Not at all Prepared
2013-14	2
2014-15	2
2015-16	1
Grand Total	5

q16 E. imp_i

- No Response
 Very Important

Current Employment

n Solving

Somewhat Unprepared	Somewhat Prepared	Very Prepared	No Response	Grand Total
1	20	17	22	60
2	12	15	9	39
1	23	19	14	58
4	55	51	45	157

q10

Num

Grad

q10

Numt

Gradu

q10

Numt

Gradu

q10

Numt

Gradu

q10

Numb

ation Literacy

Somewhat Unprepared	Somewhat Prepared	Very Prepared	No Response	Grand Total
	22	15	22	60
1	11	17	9	39
	17	24	16	58
1	50	56	47	157

tive Reasoning

Somewhat Unprepared	Somewhat Prepared	Very Prepared	No Response	Grand Total
1	19	16	23	60
3	15	10	9	39
2	25	14	16	58
6	59	40	48	157

fic Reasoning

Somewhat Unprepared	Somewhat Prepared	Very Prepared	No Response	Grand Total
1	25	11	23	60
5	12	11	9	39
5	21	15	16	58
11	58	37	48	157

1 Communiation

Somewhat Unprepared	Somewhat Prepared	Very Prepared	No Response	Grand Total
2	14	20	23	60
1	9	20	9	39

	2	13	26	15	58
	5	36	66	47	157

Communion

Somewhat Unprepared	Somewhat Prepared	Very Prepared	No Response	Grand Total
3	11	23	23	60
3	7	19	9	39
1	15	22	17	58
7	33	64	49	157

oration

Somewhat Unprepared	Somewhat Prepared	Very Prepared	No Response	Grand Total
1	14	22	23	60
2	8	19	9	39
6	14	22	15	58
9	36	63	47	157

tic Analysis

Somewhat Unprepared	Somewhat Prepared	Very Prepared	No Response	Grand Total
6	16	8	24	60
3	10	10	10	39
12	14	12	15	58
21	40	30	49	157

il Awareness

Somewhat Unprepared	Somewhat Prepared	Very Prepared	No Response	Grand Total
4	23	8	23	60
2	10	16	9	39
8	19	15	15	58
14	52	39	47	157

Gradu

q10

Numb

1

Gradu

q10

Numb

Gradu

q10

Numb

1

Gradu

q10

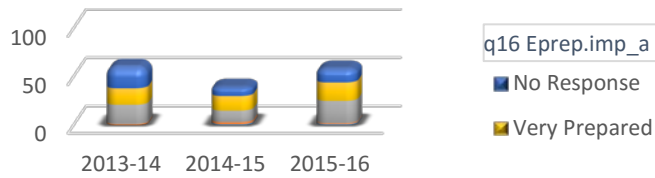
Numb

10

5


Gradu

Number of Respondents



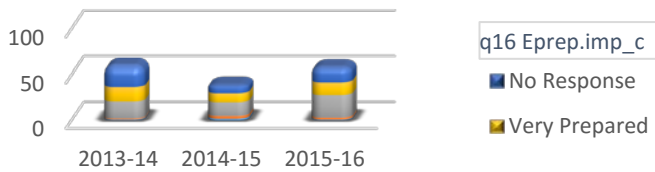
Evaluation Year

Number of Respondents



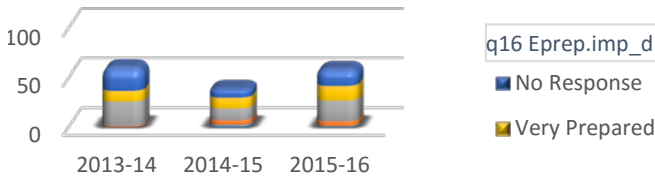
Evaluation Year

Number of Respondents



Evaluation Year

Number of Respondents



Evaluation Year

Number of Respondents



q6

Q16eA.

Number of Respondents

Row Labels

2013-14

2014-15

2015-16

Grand Total

Q16eB.

q6

Number of Respondents

Row Labels

2013-14

2014-15

2015-16

Grand Total

Q16eC.

q6

Number of Respondents

Row Labels

2013-14

2014-15

2015-16

Grand Total

Q16eD.

q6

Number of Respondents

Row Labels

2013-14

2014-15

2015-16

Grand Total

Q16eE.


q6

Number of Respondents

Row Labels

2013-14

2014-15

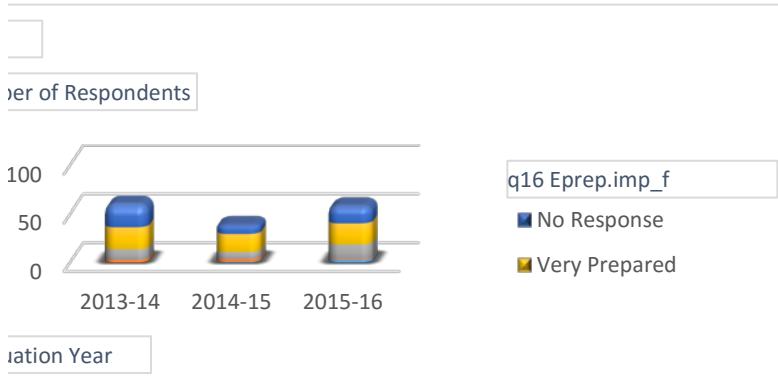


2015-16
Grand Total

Q16eF.
 q6

Number of Respondents
Row Labels

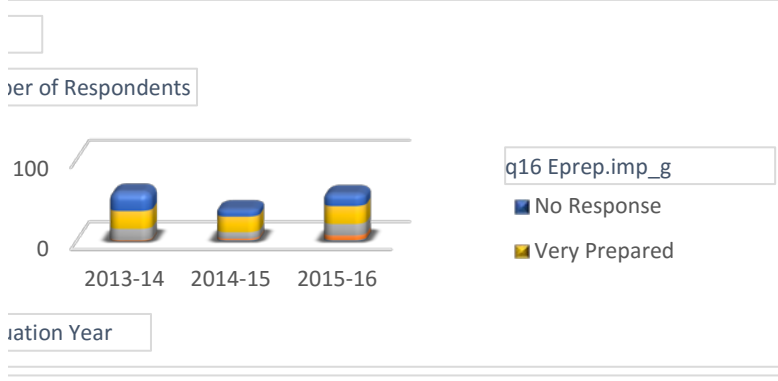
2013-14
 2014-15
 2015-16
Grand Total



Q16eG.
 q6

Number of Respondents
Row Labels

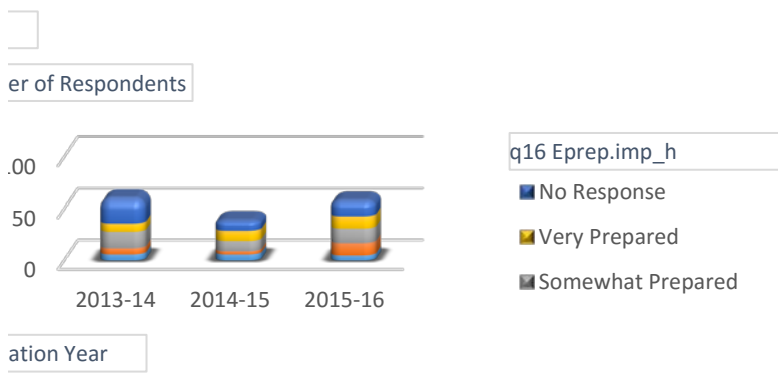
2013-14
 2014-15
 2015-16
Grand Total



Q16eH.
 q6

Number of Respondents
Row Labels

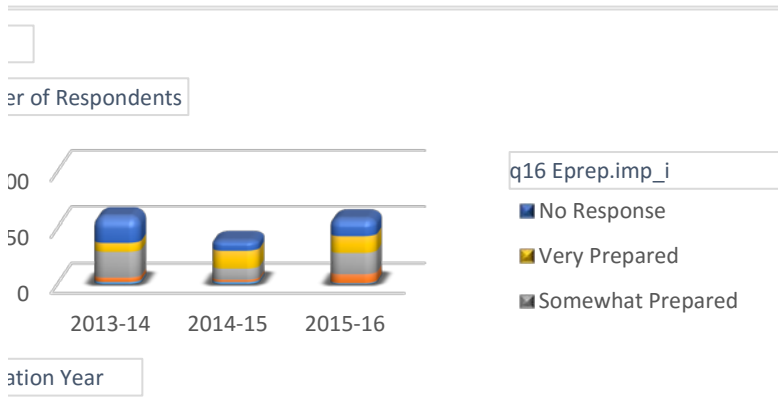
2013-14
 2014-15
 2015-16
Grand Total



Q16eI.
 q6

Number of Respondents
Row Labels

2013-14
 2014-15
 2015-16
Grand Total



(Multiple Items) **Current College**

Preparation of Problem Solving

Column Labels					
Not at all Important	Somewhat Unimportant	Somewhat Important	Very Important	No Response	
		1	1	15	15
			2	19	5
	2		6	31	2
	2	1	9	65	22

Importance of Information Literacy

(Multiple Items)

Column Labels					
Not at all Important	Somewhat Unimportant	Somewhat Important	Very Important	No Response	
		1	1	15	15
			2	19	5
	1		8	29	3
	1	1	11	63	23

Importance of Quantitive Reasoning

(Multiple Items)

Column Labels					
Not at all Important	Somewhat Unimportant	Somewhat Important	Very Important	No Response	
		1	3	13	15
		3	6	12	5
	1	6	16	16	2
	1	10	25	41	22

Importance of Scientific Reasoning

(Multiple Items)

Column Labels					
Not at all Important	Somewhat Unimportant	Somewhat Important	Very Important	No Response	
		1	6	10	15
	1		6	14	5
	1	6	18	14	2
	2	7	30	38	22

Importance of Written Communiation

(Multiple Items)

Column Labels					
Not at all Important	Somewhat Unimportant	Somewhat Important	Very Important	No Response	
	1		2	14	15
			3	18	5

	1	5	32	3
1	1	10	64	23

Importance of Verbal Communiation

(Multiple Items)

Column Labels				
Not at all Important	Somewhat Unimportant	Somewhat Important	Very Important	No Response
	1	3	13	15
		6	15	5
1	3	5	30	2
1	4	14	58	22

Importance of Collaboration

(Multiple Items)

Column Labels				
Somewhat Unimportant	Somewhat Important	Very Important	No Response	Grand Total
1		16	15	32
1	2	18	5	26
4	5	29	3	41
6	7	63	23	99

Importance of Aesthetic Analysis

(Multiple Items)

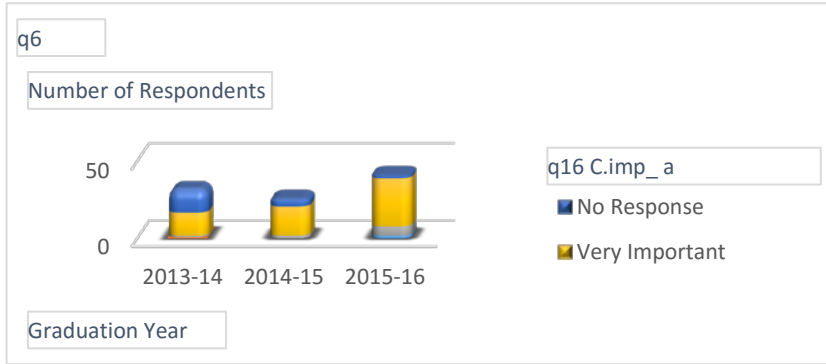
Column Labels				
Not at all Important	Somewhat Unimportant	Somewhat Important	Very Important	No Response
3	3	3	8	15
6	4	2	9	5
3	5	11	18	4
12	12	16	35	24

Importance of Cultural Awarness

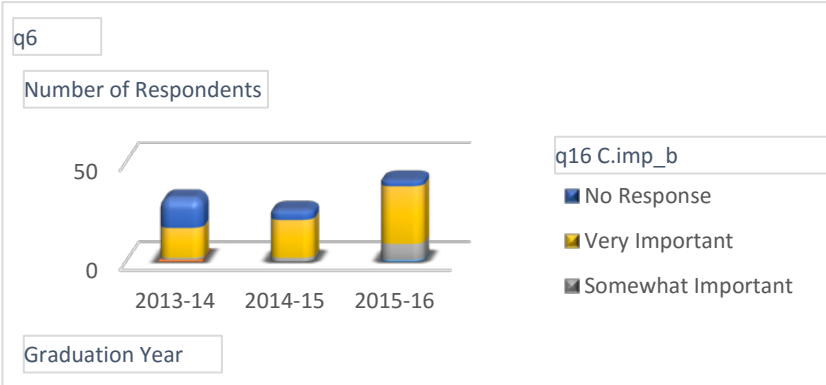
(Multiple Items)

Column Labels				
Not at all Important	Somewhat Unimportant	Somewhat Important	Very Important	No Response
1	1	6	9	15
2	2	8	9	5
2	3	6	27	3
5	6	20	45	23

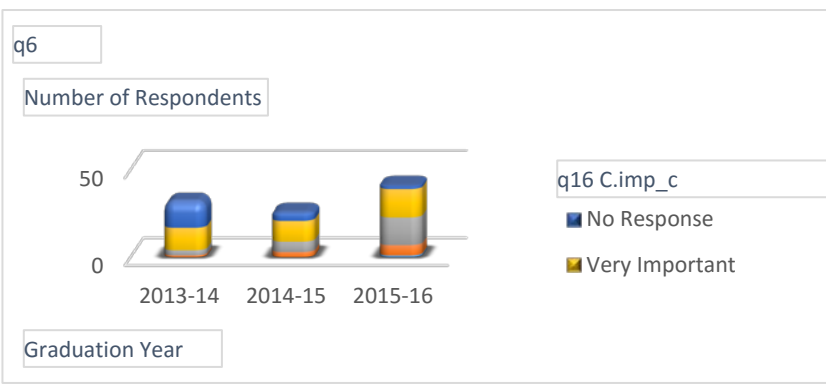
Grand Total
32
26
41
99



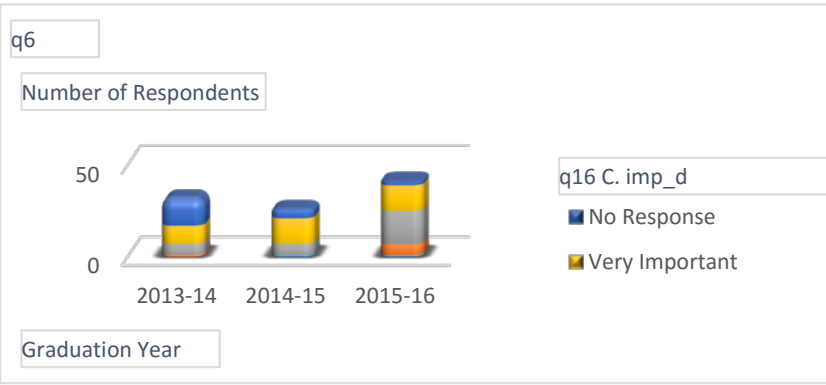
Grand Total
32
26
41
99




Grand Total
32
26
41
99




Grand Total
32
26
41
99



Grand Total
32
26



41
99



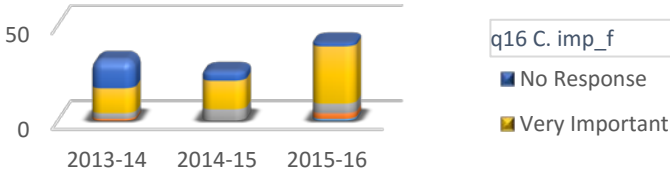
Graduation Year

Grand Total

32
26
41
99

q6

Number of Respondents

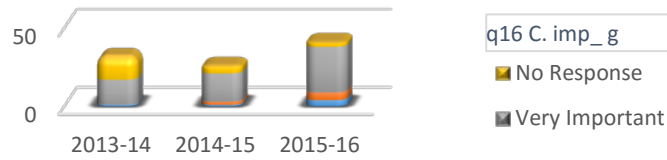


q16 C. imp_f

Graduation Year

q6

Number of Respondents



q16 C. imp_g

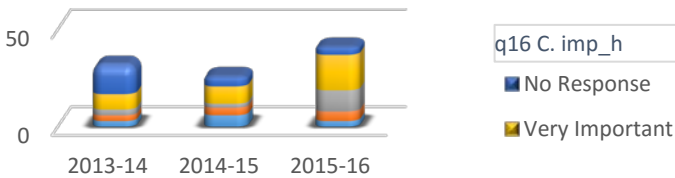
Graduation Year

Grand Total

32
26
41
99

q6

Number of Respondents



q16 C. imp_h

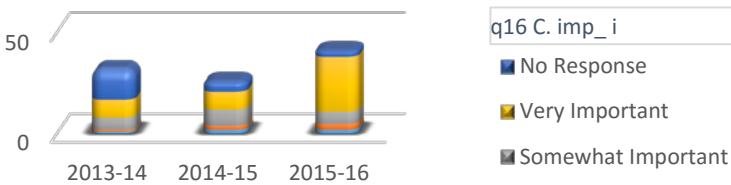
Graduation Year

Grand Total

32
26
41
99

q6

Number of Respondents



q16 C. imp_i

Graduation Year

q6 (Multiple Items) **Current College**

Q16eA. Preparation of Problem Solving

Number of Respondents	Column Labels		
Row Labels	Somewhat Unprepared	Somewhat Prepared	Very Prepared
2013-14	1	8	8
2014-15		10	10
2015-16	4	18	10
Grand Total	5	36	28

Q16eB. Preparation of Information Literacy

q6 (Multiple Items)

Number of Respondents	Column Labels		
Row Labels	Somewhat Unprepared	Somewhat Prepared	Very Prepared
2013-14	1	7	9
2014-15	2	5	13
2015-16	2	17	12
Grand Total	5	29	34

Q16eC. Preparation of Quantitive Reasoning

q6 (Multiple Items)

Number of Respondents	Column Labels		
Row Labels	Not at all Prepared	Somewhat Unprepared	Somewhat Prepared
2013-14		1	8
2014-15	2	2	9
2015-16		3	19
Grand Total	2	6	36

Q16eD. Preparation of Scientific Reasoning

q6 (Multiple Items)

Number of Respondents	Column Labels		
Row Labels	Not at all Prepared	Somewhat Unprepared	Somewhat Prepared
2013-14		1	10
2014-15	2	2	8
2015-16		4	20
Grand Total	2	7	38

Q16eE. Preparation of Written Communiation

q6 (Multiple Items)

Number of Respondents	Column Labels		
Row Labels	Not at all Prepared	Somewhat Unprepared	Somewhat Prepared
2013-14	1	1	6
2014-15		1	5

2015-16	1	4	9
Grand Total	2	6	20

Q16eF. Preparation of Verbal Communion
q6 (Multiple Items)

Number of Respondents Row Labels	Column Labels		
	Somewhat Unprepared	Somewhat Prepared	Very Prepared
2013-14	2	6	9
2014-15	2	5	13
2015-16	3	12	17
Grand Total	7	23	39

Q16eG. Preparation of Collaboration
q6 (Multiple Items)

Number of Respondents Row Labels	Column Labels		
	Not at all Prepared	Somewhat Unprepared	Somewhat Prepared
2013-14		1	7
2014-15	1	1	3
2015-16		3	13
Grand Total	1	5	23

Q16eH. Preparation of Aesthetic Analysis
q6 (Multiple Items)

Number of Respondents Row Labels	Column Labels		
	Not at all Prepared	Somewhat Unprepared	Somewhat Prepared
2013-14	1	2	7
2014-15	5	1	5
2015-16	3	6	15
Grand Total	9	9	27

Q16eI. Preparation of Cultural Awareness
q6 (Multiple Items)

Number of Respondents Row Labels	Column Labels		
	Not at all Prepared	Somewhat Unprepared	Somewhat Prepared
2013-14	1	1	10
2014-15		2	8
2015-16	1	4	14
Grand Total	2	7	32

No Response	Grand Total
15	32
6	26
9	41
30	99

No Response	Grand Total
15	32
6	26
10	41
31	99

Very Prepared	No Response	Grand Total
8	15	32
7	6	26
10	9	41
25	30	99

Very Prepared	No Response	Grand Total
6	15	32
8	6	26
7	10	41
21	31	99

Very Prepared	No Response	Grand Total
9	15	32
14	6	26

19	8	41
42	29	99

No Response	Grand Total
15	32
6	26
9	41
30	99

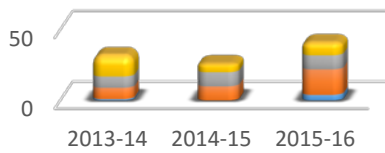
Very Prepared	No Response	Grand Total
9	15	32
15	6	26
17	8	41
41	29	99

Very Prepared	No Response	Grand Total
6	16	32
8	7	26
8	9	41
22	32	99

Very Prepared	No Response	Grand Total
5	15	32
10	6	26
14	8	41
29	29	99

q6

Number of Respondents



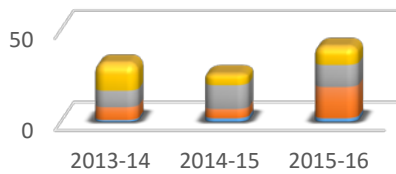
q16 Cprep_a

- No Response
- Very Prepared

Graduation Year

q6

Number of Respondents



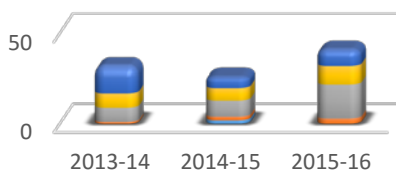
q16 Cprep_b

- No Response
- Very Prepared

Graduation Year

q6

Number of Respondents



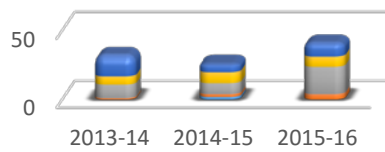
q16 Cprep_c

- No Response
- Very Prepared

Graduation Year

q6

Number of Respondents



q16 Cprep_d

- No Response
- Very Prepared

Graduation Year

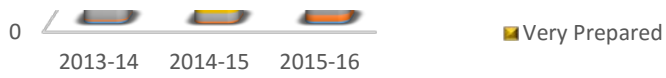
q6

Number of Respondents



q16 Cprep_e

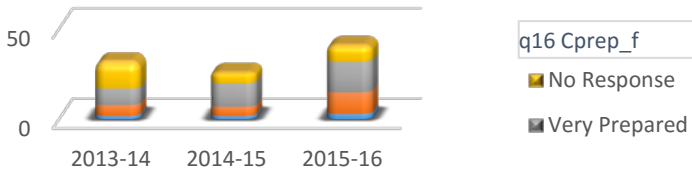
- No Response



Graduation Year

q6

Number of Respondents



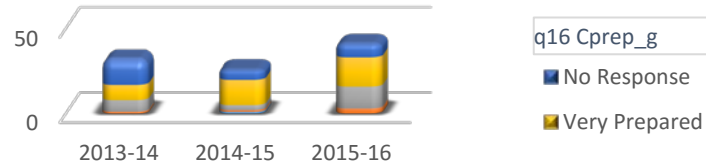
q16 Cprep_f

- No Response
- Very Prepared

Graduation Year

q6

Number of Respondents




q16 Cprep_g

- No Response
- Very Prepared

Graduation Year

q6

Number of Respondents



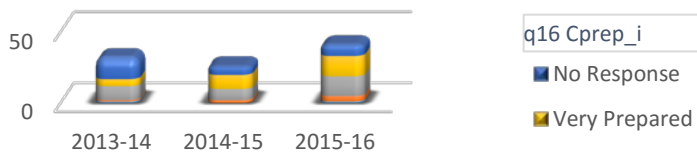
q16 Cprep_h

- No Response
- Very Prepared
- Somewhat Prepared

Graduation Year

q6

Number of Respondents



q16 Cprep_i

- No Response
- Very Prepared

Graduation Year

